

**Worklist: 613**

<u>LAB_CASE</u>	<u>ITEM</u>	<u>TASK_ID</u>	<u>DESCRIPTION</u>	
M2015-0096	2	29663	3.10.1 Blood confirmation Carb	
M2015-0146	3	29664	3.10.1 Blood confirmation Carb	
M2015-0184	1	29666	3.10.1 Blood confirmation Carb	
M2015-0213	2	29667	3.10.1 Blood confirmation Carb	
M2015-0502	3	29668	3.10.1 Blood confirmation Carb	
M2015-0525	2	29669	3.10.1 Blood confirmation Carb	
P2015-0457	1	29644	3.10.1 Blood confirmation Carb	
P2015-0478	1	29646	3.10.1 Blood confirmation Carb	
P2015-0485	1	29647	3.10.1 Blood confirmation Carb	
P2015-0486	1	29649	3.10.1 Blood confirmation Carb	
P2015-0487	1	29650	3.10.1 Blood confirmation Carb	
P2015-0501	1	29654	3.10.1 Blood confirmation Carb	
P2015-0509	1	29655	3.10.1 Blood confirmation Carb	
P2015-0516	1	29657	3.10.1 Blood confirmation Carb	
P2015-0520	1	29658	3.10.1 Blood confirmation Carb	
P2015-0526	1	29659	3.10.1 Blood confirmation Carb	



POC\_AM 31070309

03/09/15.

Simulate Run Sequence Mon Mar 09 12:21:29 2015

Instrument Name: Bones  
Sequence File: C:\msdchem\1\sequence\DD-CANN.s  
Comment: Confirmations  
Operator: Pocatello Laboratory  
Data Path: C:\MSDCHEM\1\DATA\DND\CN\2015\030915MJ\  
Method Path: C:\MSDCHEM\1\METHODS\

Line	Type	Vial	DataFile	Method	Sample Name
1)	Sample	100	Blank		
	Datafile		Blank1		
	Method		CANN-11-10-2010		
2)	Sample	10	High Control 60ng/mL		
	Datafile		High Control-1-fs		
	Method		CANNFS-11-10-2010		
3)	Pause:				
4)	Sample	10	High Control 60ng/mL		
	Datafile		High Control-1ck		
	Method		CANN-11-10-2010		
5)	Sample	99	Blank		
	Datafile		Blank2		
	Method		CANN-11-10-2010		
6)	Sample	1	Negative Control: UTAK Lot B0130		
	Datafile		Negative Control		
	Method		CANN-11-10-2010		
7)	Sample	2	Calibrator Level 1: 2.5 ng/mL		
	Datafile		Calibrator Level 1		
	Method		CANN-11-10-2010		
8)	Sample	3	Calibrator Level 2: 5 ng/mL		
	Datafile		Calibrator Level 2		
	Method		CANN-11-10-2010		
9)	Sample	4	Calibrator Level 3: 10 ng/mL		
	Datafile		Calibrator Level 3		
	Method		CANN-11-10-2010		
10)	Sample	5	Calibrator Level 4: 25 ng/mL		
	Datafile		Calibrator Level 4		
	Method		CANN-11-10-2010		
11)	Sample	6	Calibrator Level 5: 50 ng/mL		
	Datafile		Calibrator Level 5		
	Method		CANN-11-10-2010		
12)	Sample	7	Calibrator Level 6: 100 ng/mL		
	Datafile		Calibrator Level 6		
	Method		CANN-11-10-2010		
13)	Sample	98	Blank		
	Datafile		Blank3		
	Method		CANN-11-10-2010		
14)	Sample	8	Low Control: 6 ng/mL		
	Datafile		Low Control-1		
	Method		CANN-11-10-2010		
15)	Sample	9	Low Control: 6 ng/mL		
	Datafile		Low Control-2		
	Method		CANN-11-10-2010		
16)	Sample	10	High Control: 60 ng/mL		
	Datafile		High Control-1		
	Method		CANN-11-10-2010		

03/09/15

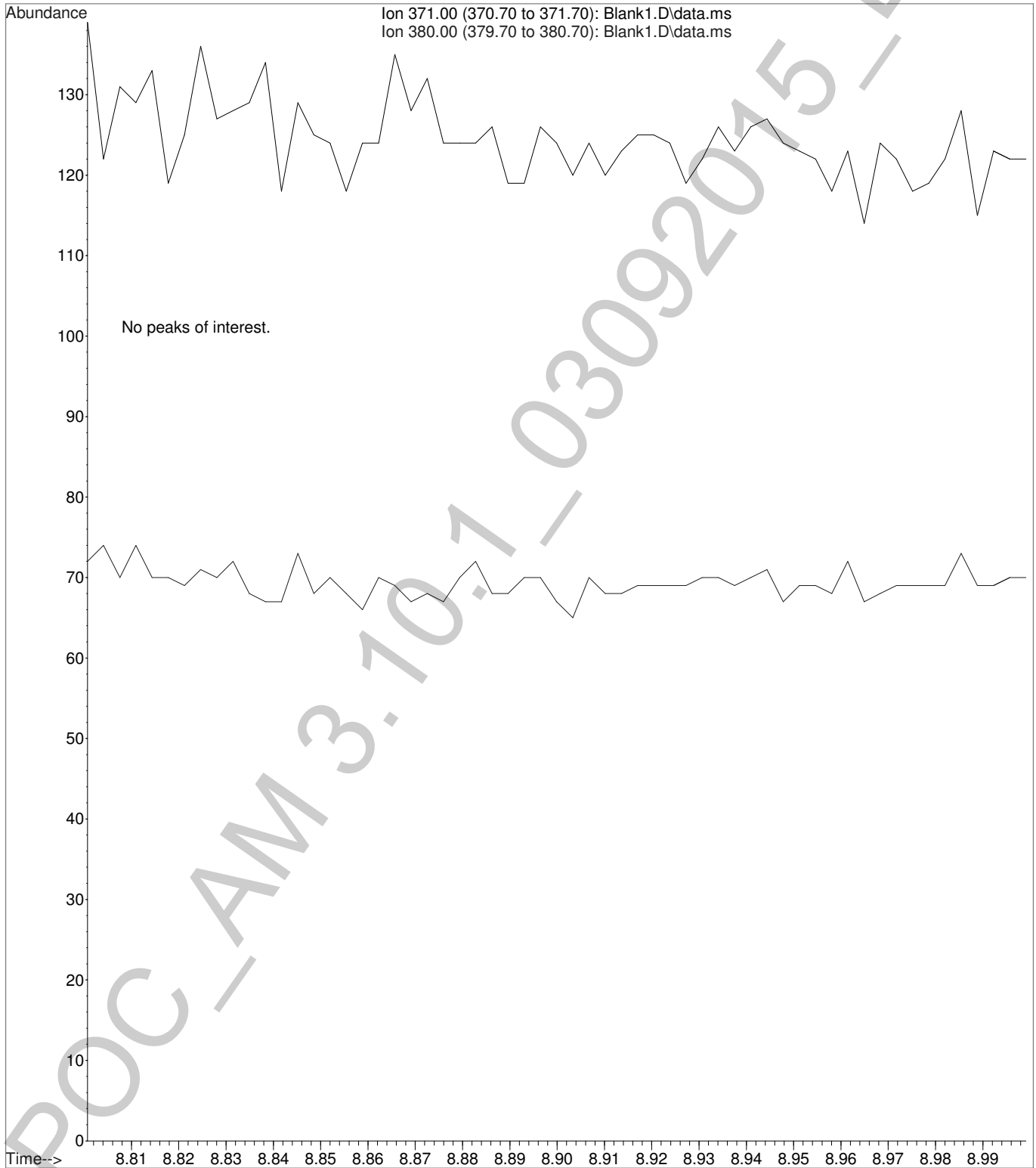
- 17) Sample 11 High Control: 60 ng/mL  
Datafile High Control-2  
Method CANN-11-10-2010
- 18) Sample 97 Blank  
Datafile Blank4  
Method CANN-11-10-2010
- 19) Sample 96 Lab No.: P2015-0457-1  
Datafile P2015-0457-1 Blank  
Method CANN-11-10-2010
- 20) Sample 12 Lab No.: P2015-0457-1  
Datafile P2015-0457-1  
Method CANN-11-10-2010
- 21) Sample 95 Lab No.: P2015-0478-1  
Datafile P2015-0478-1 Blank  
Method CANN-11-10-2010
- 22) Sample 13 Lab No.: P2015-0478-1  
Datafile P2015-0478-1  
Method CANN-11-10-2010
- 23) Sample 94 Lab No.: P2015-0485-1  
Datafile P2015-0485-1 Blank  
Method CANN-11-10-2010
- 24) Sample 14 Lab No.: P2015-0485-1  
Datafile P2015-0485-1  
Method CANN-11-10-2010
- 25) Sample 93 Lab No.: P2015-0486-1  
Datafile P2015-0486-1 Blank  
Method CANN-11-10-2010
- 26) Sample 15 Lab No.: P2015-0486-1  
Datafile P2015-0486-1  
Method CANN-11-10-2010
- 27) Sample 92 Lab No.: P2015-0487-1  
Datafile P2015-0487-1 Blank  
Method CANN-11-10-2010
- 28) Sample 16 Lab No.: P2015-0487-1  
Datafile P2015-0487-1  
Method CANN-11-10-2010
- 29) Sample 91 Lab No.: P2015-0501-1  
Datafile P2015-0501-1 Blank  
Method CANN-11-10-2010
- 30) Sample 17 Lab No.: P2015-0501-1  
Datafile P2015-0501-1  
Method CANN-11-10-2010
- 31) Sample 90 Lab No.: P2015-0509-1  
Datafile P2015-0509-1 Blank  
Method CANN-11-10-2010
- 32) Sample 18 Lab No.: P2015-0509-1  
Datafile P2015-0509-1  
Method CANN-11-10-2010
- 33) Sample 89 Lab No.: P2015-0516-1  
Datafile P2015-0516-1 Blank  
Method CANN-11-10-2010
- 34) Sample 19 Lab No.: P2015-0516-1  
Datafile P2015-0516-1  
Method CANN-11-10-2010
- 35) Sample 88 Lab No.: P2015-0520-1  
Datafile P2015-0520-1 Blank  
Method CANN-11-10-2010

03/09/15  
DND

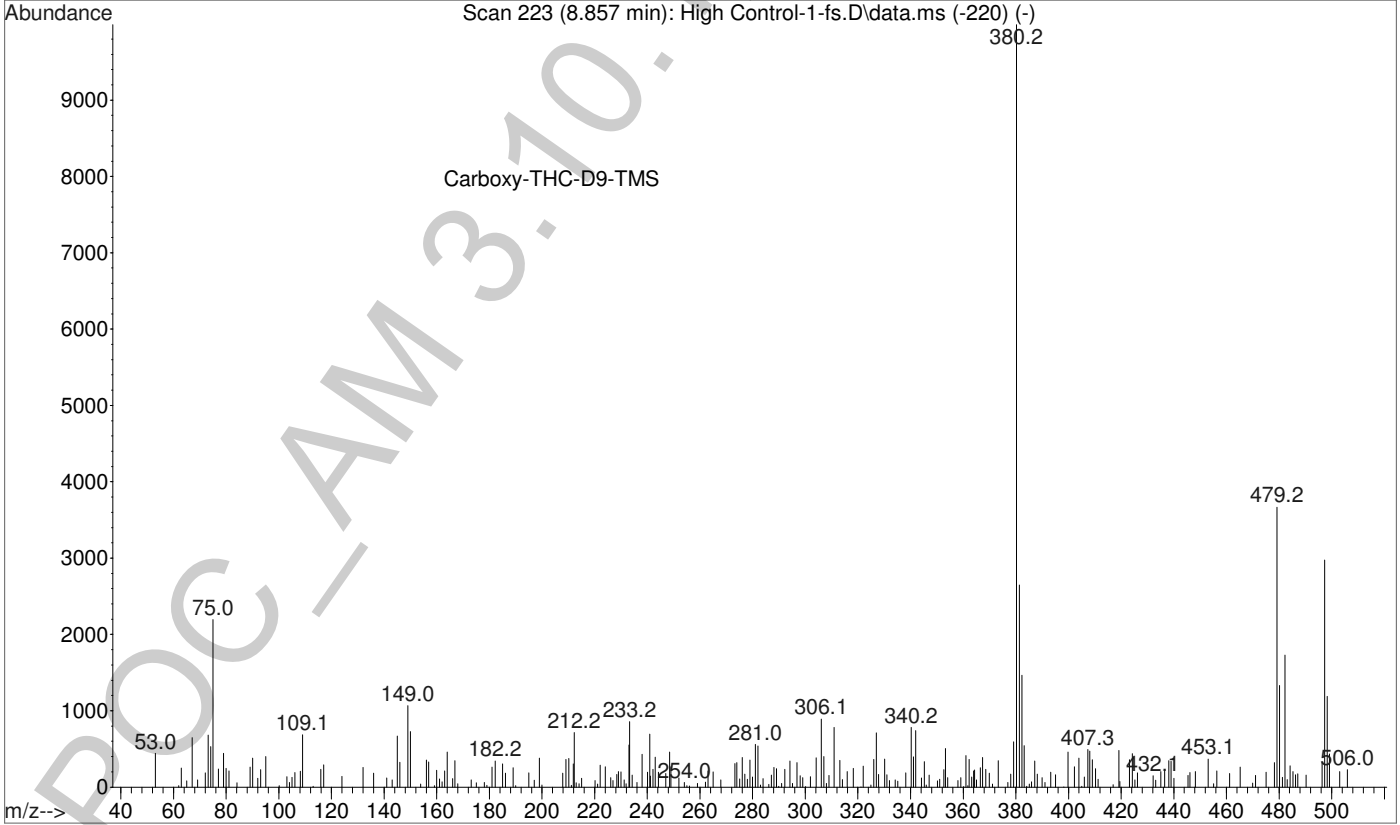
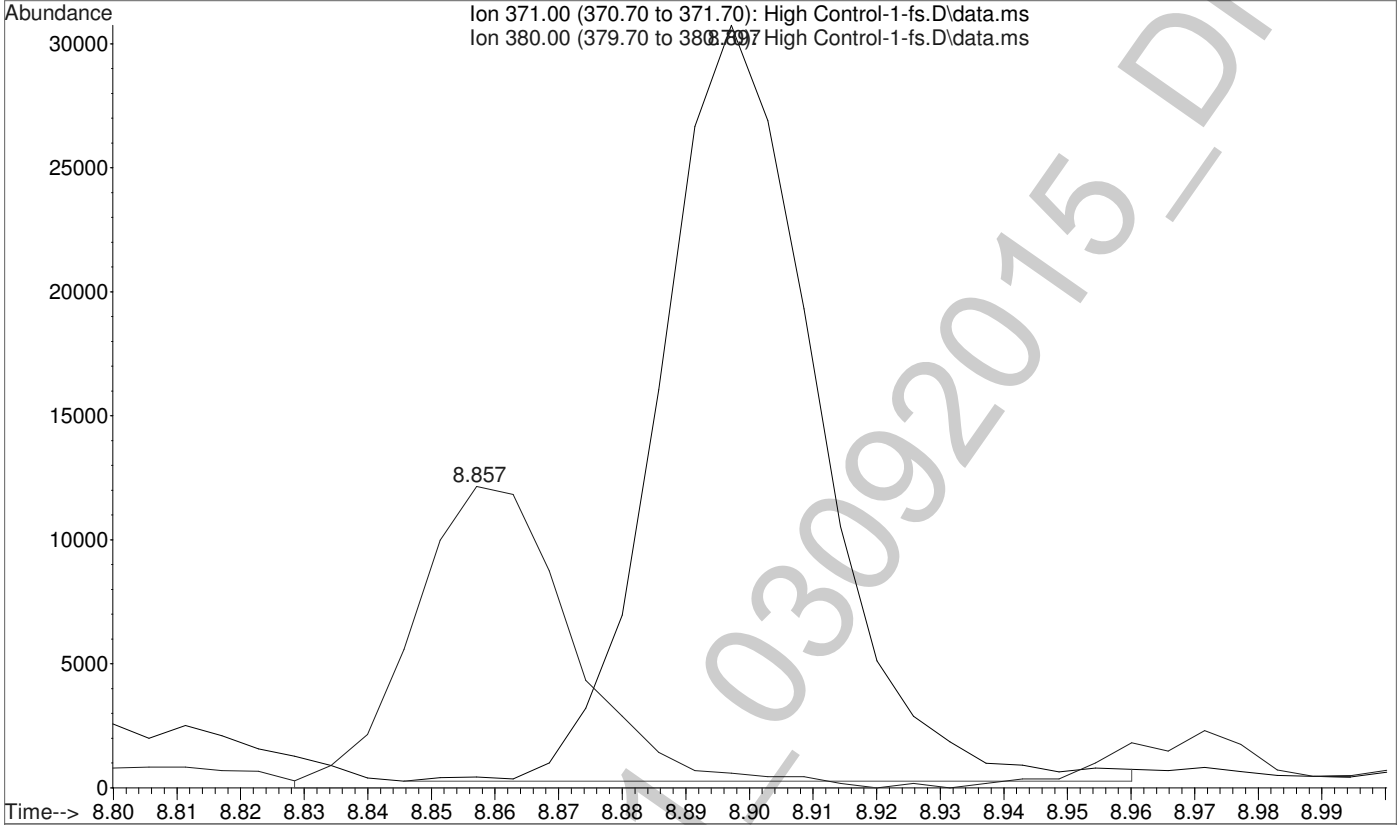
- 36) Sample 20 Lab No.: P2015-0520-1  
Datafile P2015-0520-1  
Method CANN-11-10-2010
- 37) Sample 87 Lab No.: P2015-0526-1  
Datafile P2015-0526-1 Blank  
Method CANN-11-10-2010
- 38) Sample 21 Lab No.: P2015-0526-1  
Datafile P2015-0526-1  
Method CANN-11-10-2010
- 39) Sample 86 Lab No.: M2015-0096-2  
Datafile M2015-0096-2 Blank  
Method CANN-11-10-2010
- 40) Sample 22 Lab No.: M2015-0096-2  
Datafile M2015-0096-2  
Method CANN-11-10-2010
- 41) Sample 85 Lab No.: M2015-0146-3  
Datafile M2015-0146-3 Blank  
Method CANN-11-10-2010
- 42) Sample 23 Lab No.: M2015-0146-3  
Datafile M2015-0146-3  
Method CANN-11-10-2010
- 43) Sample 84 Lab No.: M2015-0184-1  
Datafile M2015-0184-1 Blank  
Method CANN-11-10-2010
- 44) Sample 24 Lab No.: M2015-0184-1  
Datafile M2015-0184-1  
Method CANN-11-10-2010
- 45) Sample 83 Lab No.: M2015-0213-2  
Datafile M2015-0213-2 Blank  
Method CANN-11-10-2010
- 46) Sample 25 Lab No.: M2015-0213-2  
Datafile M2015-0213-2  
Method CANN-11-10-2010
- 47) Sample 82 Lab No.: M2015-0502-3  
Datafile M2015-0502-3 Blank  
Method CANN-11-10-2010
- 48) Sample 26 Lab No.: M2015-0502-3  
Datafile M2015-0502-3  
Method CANN-11-10-2010
- 49) Sample 81 Lab No.: M2015-0525-2  
Datafile M2015-0525-2 Blank  
Method CANN-11-10-2010
- 50) Sample 27 Lab No.: M2015-0525-2  
Datafile M2015-0525-2  
Method CANN-11-10-2010
- 51) Sample 80 Blank  
Datafile Blank5  
Method CANN-11-10-2010

Bytes Needed: 2927099 Space on drive C: 4.39437e+011  
Sequence Verification Done!

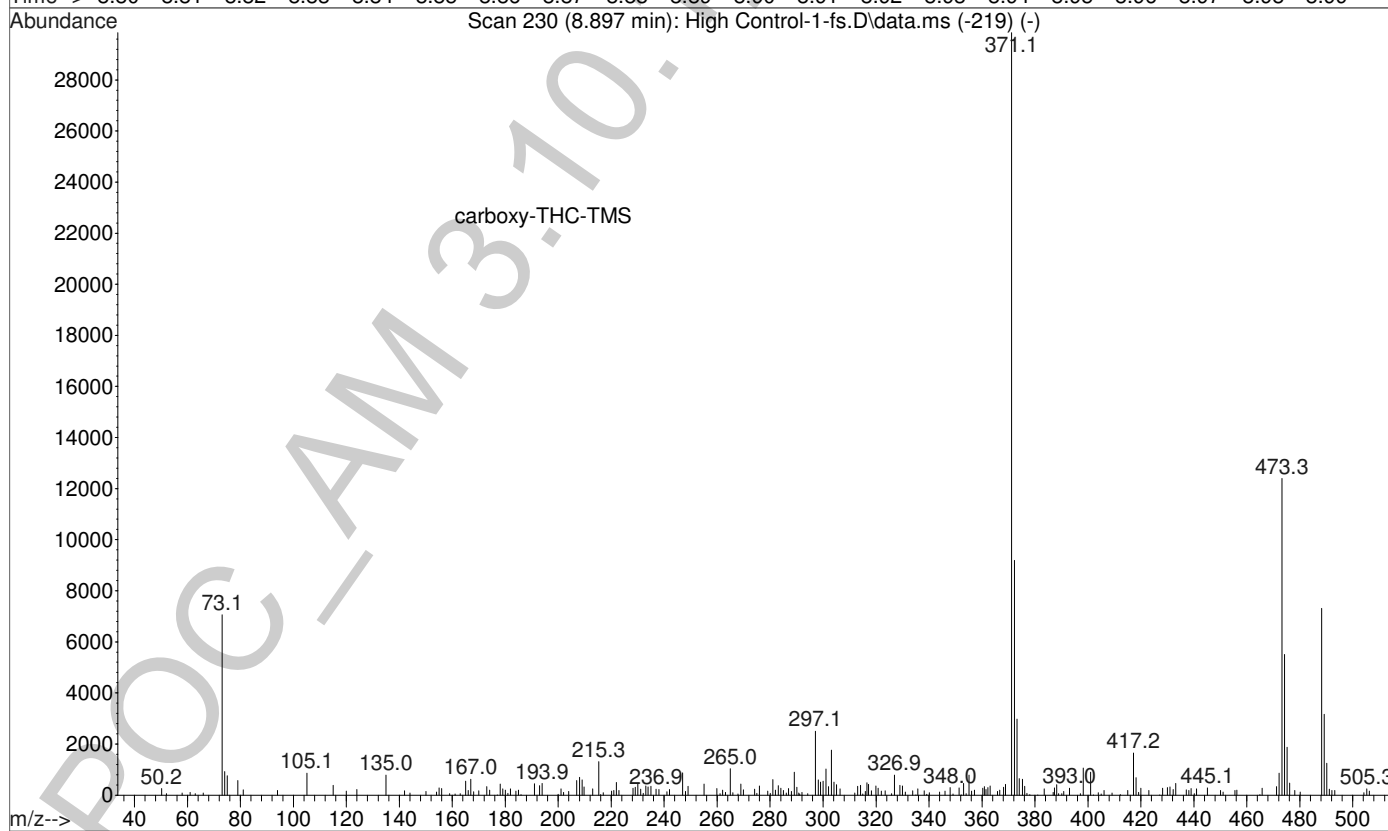
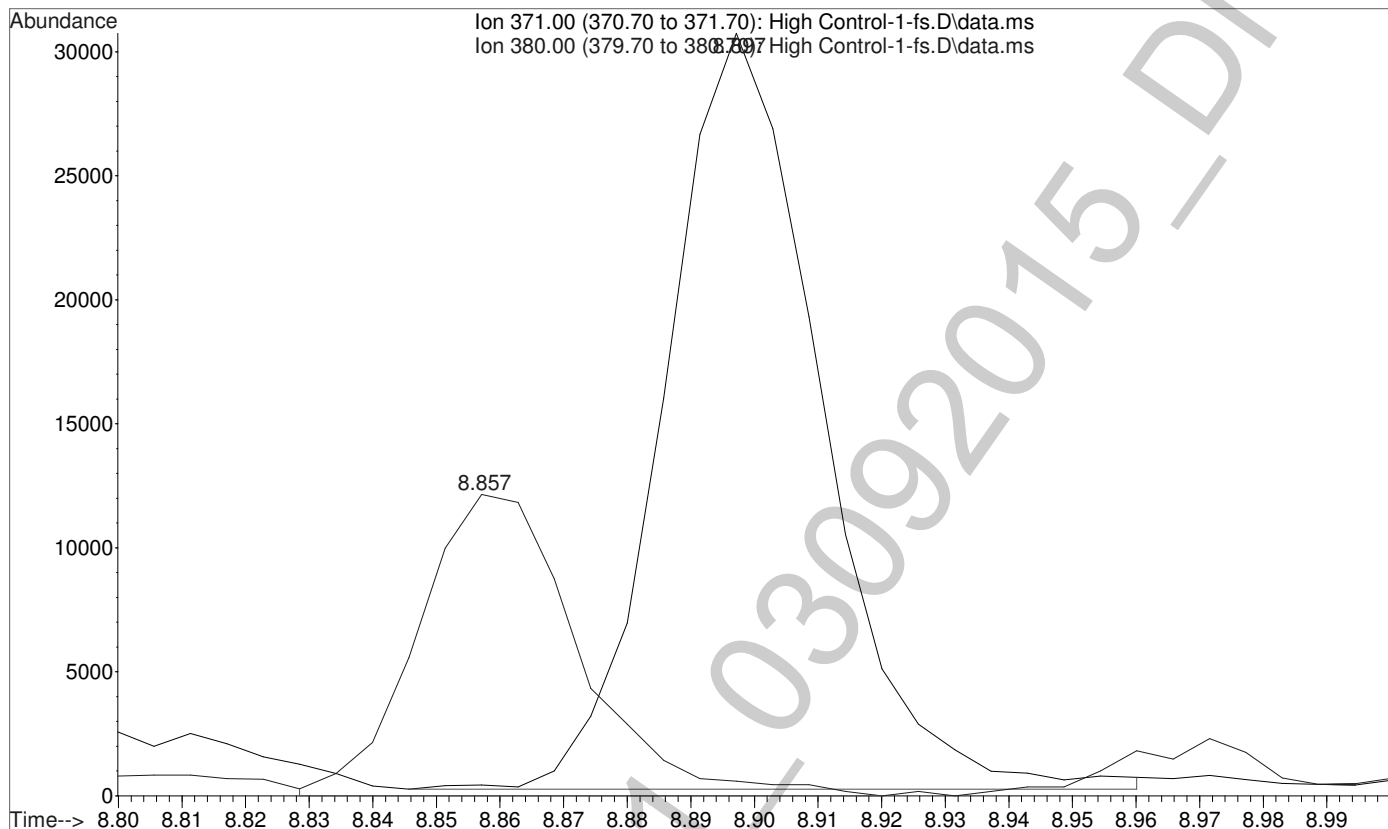
File :C:\gcms\1\data\Blood\030915MJ\Blank1.D  
Operator : Pocatello Laboratory  
Acquired : 9 Mar 2015 15:05 using AcqMethod CANN-11-10-2010.M  
Instrument : Bones  
Sample Name: Blank  
Misc Info : CHCl3  
Vial Number: 100




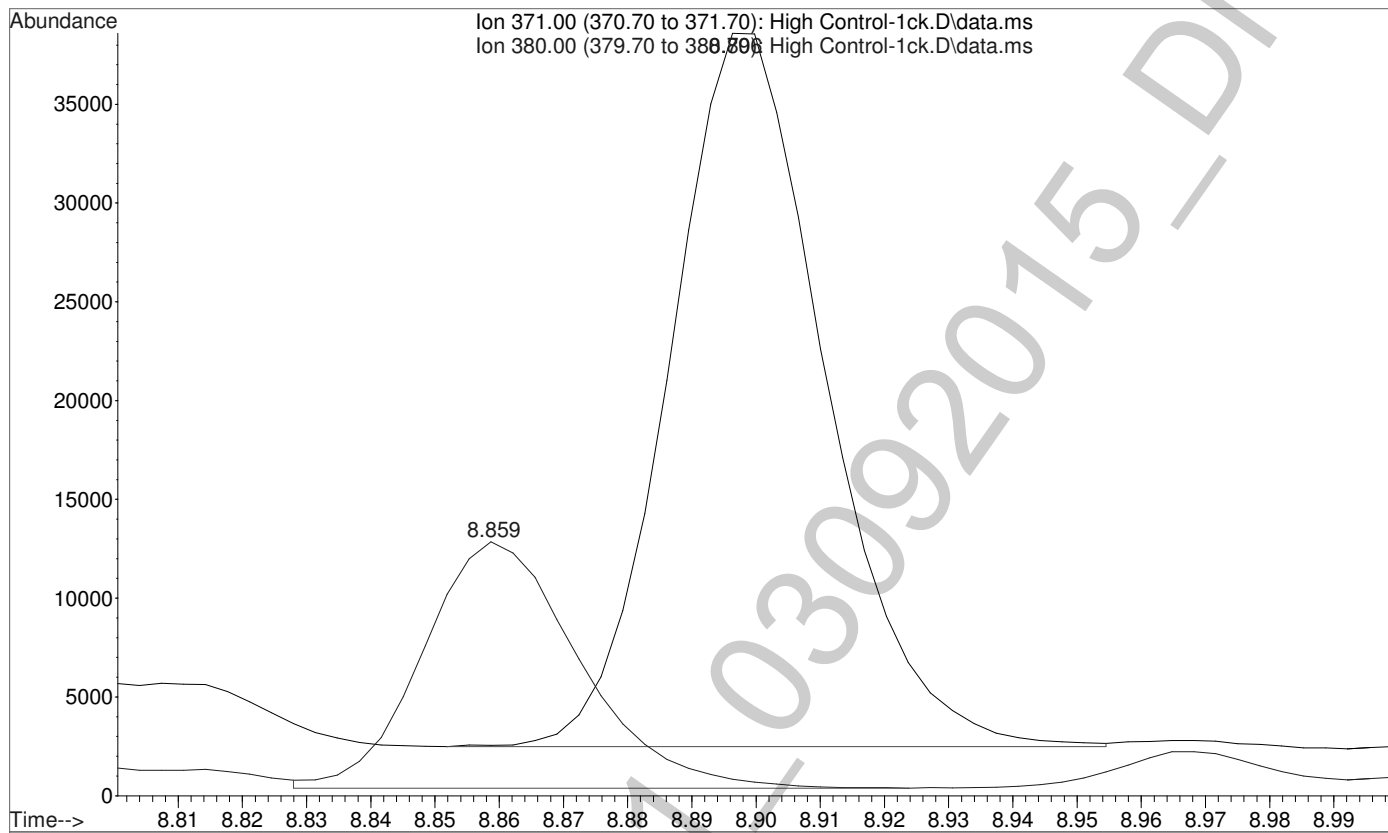
File :C:\gcms\1\data\Blood\030915MJ\High Control-1-fs.D  
Operator : Pocatello Laboratory  
Acquired : 9 Mar 2015 15:20 using AcqMethod CANNFS-11-10-2010.M  
Instrument : Bones  
Sample Name: High Control 60ng/mL  
Misc Info : Analytical Method 3.10.1  
Vial Number: 10



File :C:\gcms\1\data\Blood\030915MJ\High Control-1-fs.D  
Operator : Pocatello Laboratory  
Acquired : 9 Mar 2015 15:20 using AcqMethod CANNFS-11-10-2010.M  
Instrument : Bones  
Sample Name: High Control 60ng/mL  
Misc Info : Analytical Method 3.10.1  
Vial Number: 10


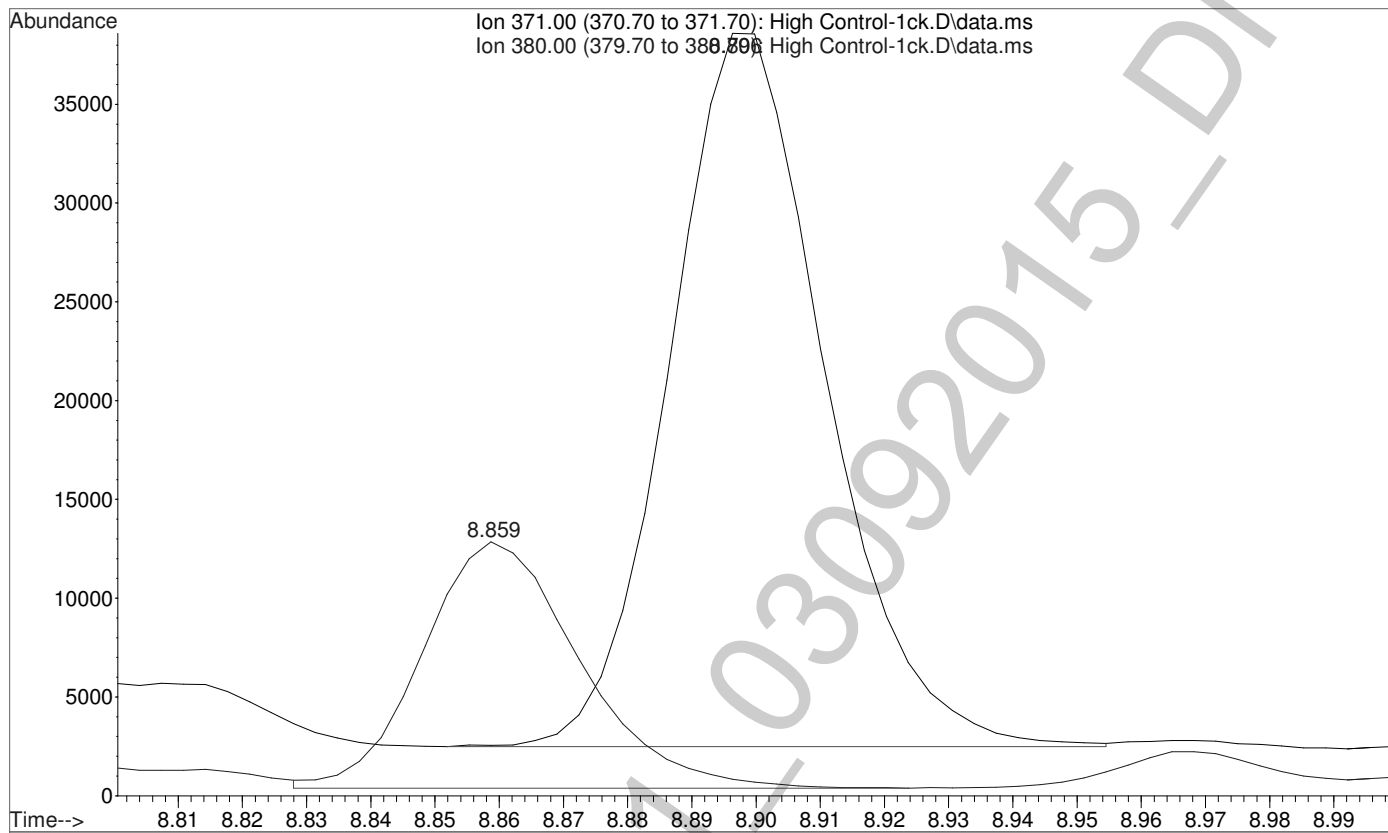


File :C:\gcms\1\data\Blood\030915MJ\High Control-1ck.D  
Operator : Pocatello Laboratory  
Acquired : 9 Mar 2015 15:35 using AcqMethod CANN-11-10-2010.M  
Instrument : Bones  
Sample Name: High Control 60ng/mL  
Misc Info : Analytical Method 3.10.1  
Vial Number: 10

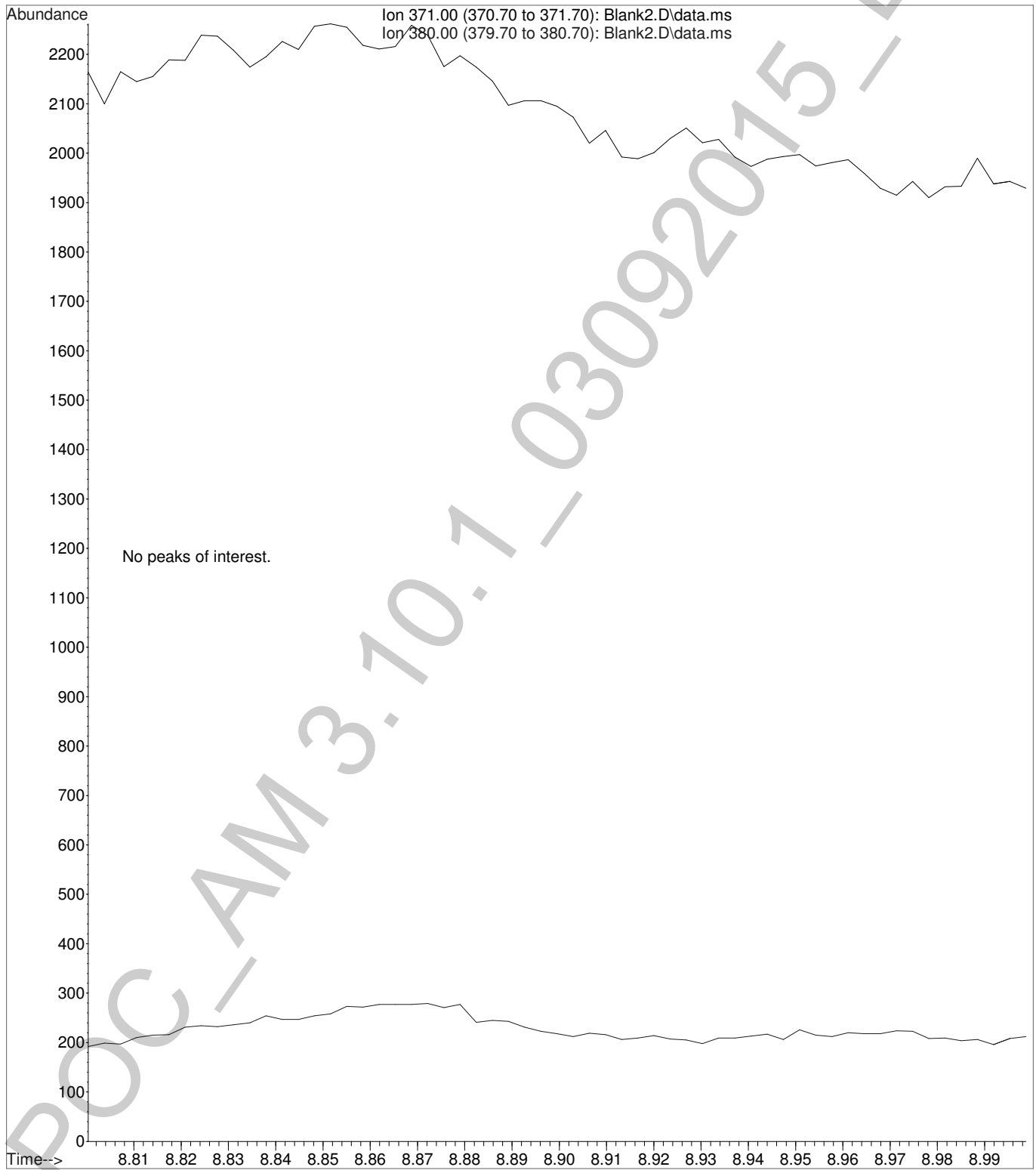




File :C:\gcms\1\data\Blood\030915MJ\High Control-1ck.D  
Operator : Pocatello Laboratory  
Acquired : 9 Mar 2015 15:35 using AcqMethod CANN-11-10-2010.M  
Instrument : Bones  
Sample Name: High Control 60ng/mL  
Misc Info : Analytical Method 3.10.1  
Vial Number: 10



File :C:\gcms\1\data\Blood\030915MJ\Blank2.D  
Operator : Pocatello Laboratory  
Acquired : 9 Mar 2015 15:49 using AcqMethod CANN-11-10-2010.M  
Instrument : Bones  
Sample Name: Blank  
Misc Info : CHCl3  
Vial Number: 99



Calibration data of Carboxy-THC-D9-TMS



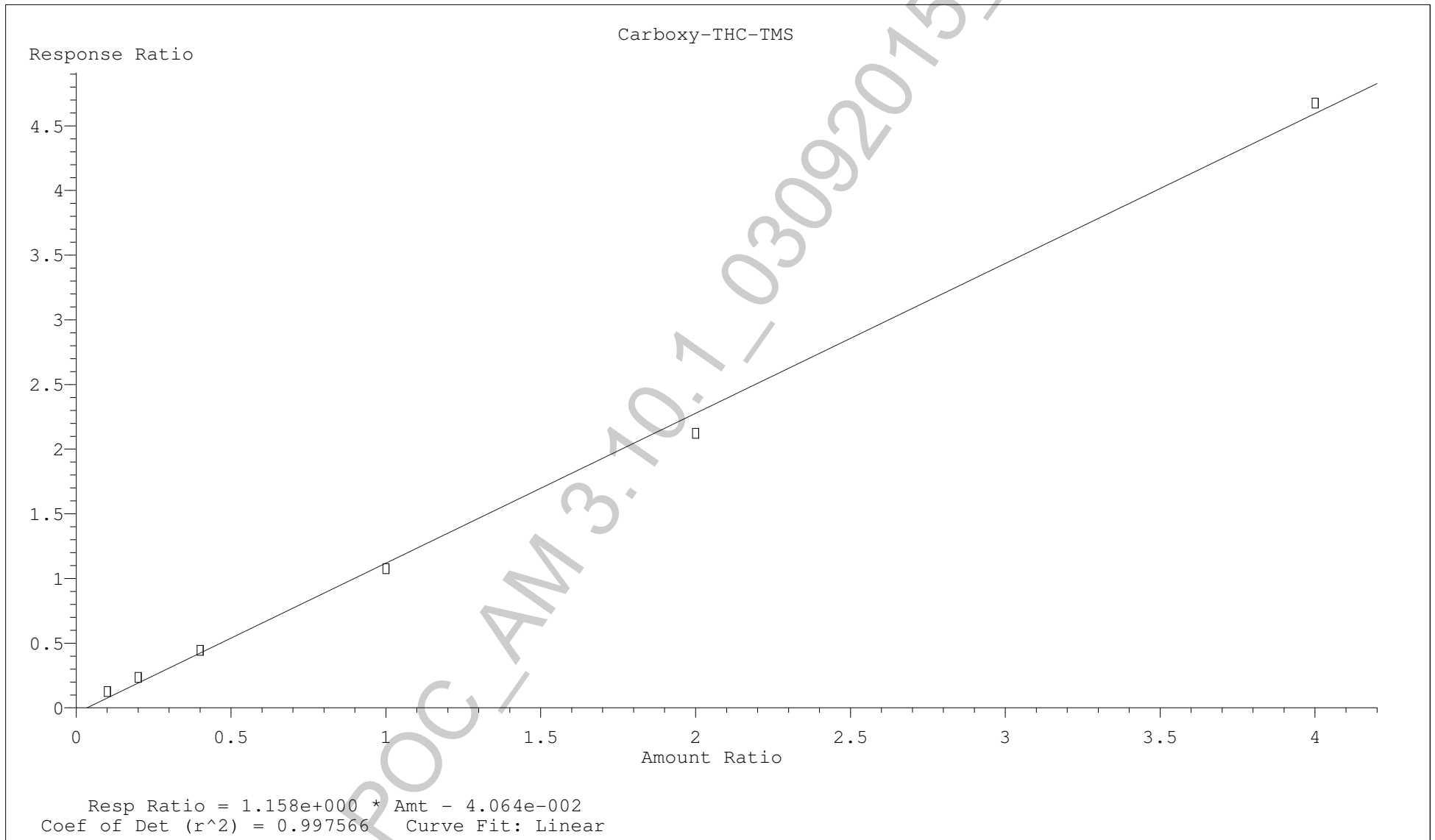
LvLID	Amount (ratio)	Response (ratio)	Data File
3	25.0000	24916.000000	C:\gcms\1\data\Blood\030915MJ\Calibrator Level 3.D
1	25.0000	29178.000000	C:\gcms\1\data\Blood\030915MJ\Calibrator Level 1.D
2	25.0000	26183.000000	C:\gcms\1\data\Blood\030915MJ\Calibrator Level 2.D
4	25.0000	31893.000000	C:\gcms\1\data\Blood\030915MJ\Calibrator Level 4.D
5	25.0000	29342.000000	C:\gcms\1\data\Blood\030915MJ\Calibrator Level 5.D
6	25.0000	24509.000000	C:\gcms\1\data\Blood\030915MJ\Calibrator Level 6.D

Internal Standard

POC\_AM 3.10.1\_03092015

Calibration data of Carboxy-THC-TMS

LvLID	Amount (ratio)	Response (ratio)	bias (%)	Data File
3	0.4000	0.443611	4.94	C:\gcms\1\data\Blood\030915MJ\Calibrator Level 3.D
1	0.1000	0.124820	65.99	C:\gcms\1\data\Blood\030915MJ\Calibrator Level 1.D
2	0.2000	0.234351	22.67	C:\gcms\1\data\Blood\030915MJ\Calibrator Level 2.D
4	1.0000	1.076255	-3.71	C:\gcms\1\data\Blood\030915MJ\Calibrator Level 4.D
5	2.0000	2.121669	-6.79	C:\gcms\1\data\Blood\030915MJ\Calibrator Level 5.D
6	4.0000	4.674977	1.79	C:\gcms\1\data\Blood\030915MJ\Calibrator Level 6.D



Data Path : C:\gcms\1\data\Blood\030915MJ\  
 Data File : Negative Control.D  
 Acq On : 9 Mar 2015 16:04  
 Operator : Pocatello Laboratory  
 Sample : Negative Control: UTAK Lot B0130  
 Misc : Analytical Method 3.10.1  
 ALS Vial : 1 Sample Multiplier: 1

Quant Time: Mar 10 09:23:15 2015  
 Quant Method : C:\gcms\1\methods\Cann11-10-2010.M  
 Quant Title : Analytical Method 3.10.1: Blood Carboxy-THC  
 QLast Update : Tue Mar 10 09:10:24 2015  
 Response via : Initial Calibration

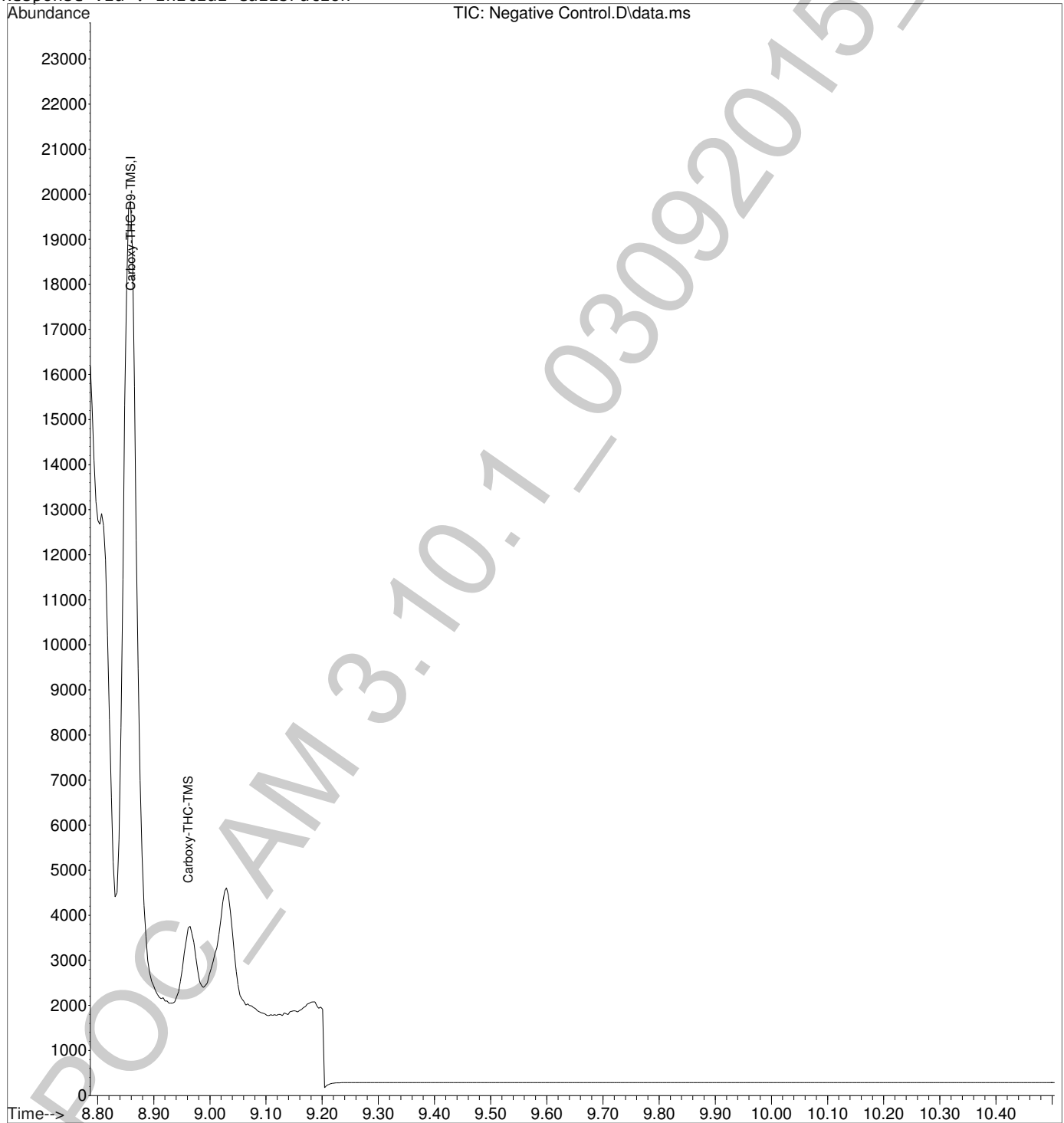
Compound	R.T.	QIon	Response	Conc	Units	Dev(Min)
Internal Standards						
1) Carboxy-THC-D9-TMS	8.859	380	22988	25.00	ng/mL	0.00
Target Compounds						
2) Carboxy-THC-TMS	8.961	371	317	1.17	ng/mL# *	Qvalue 76

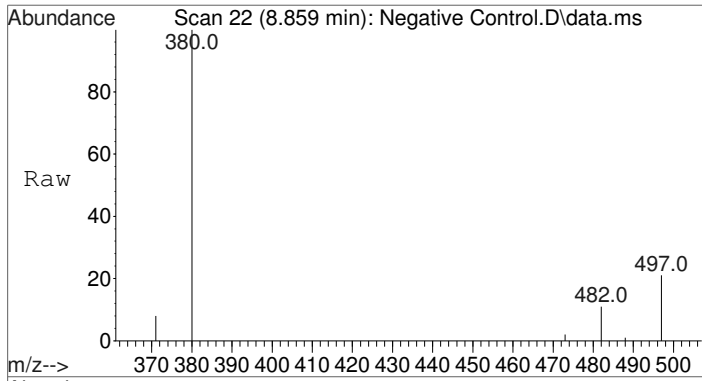
(#) = qualifier out of range (m) = manual integration (+) = signals summed

\*None detected.

Data Path : C:\gcms\1\data\Blood\030915MJ\  
Data File : Negative Control.D  
Acq On : 9 Mar 2015 16:04  
Operator : Pocatello Laboratory  
Sample : Negative Control: UTAK Lot B0130  
Misc : Analytical Method 3.10.1  
ALS Vial : 1 Sample Multiplier: 1

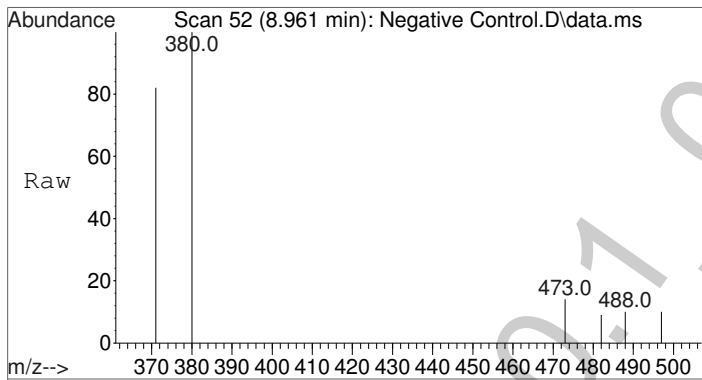
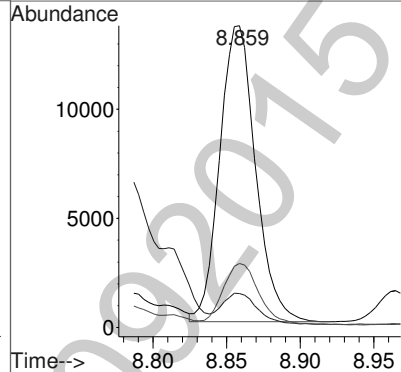
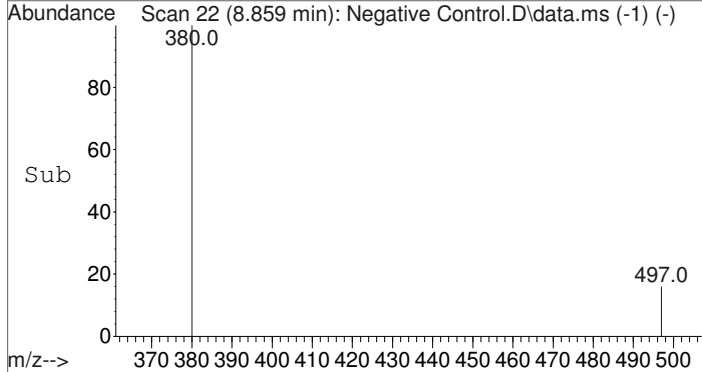
Quant Time: Mar 10 09:23:15 2015  
Quant Method : C:\gcms\1\methods\Cann11-10-2010.M  
Quant Title : Analytical Method 3.10.1: Blood Carboxy-THC  
QLast Update : Tue Mar 10 09:10:24 2015  
Response via : Initial Calibration





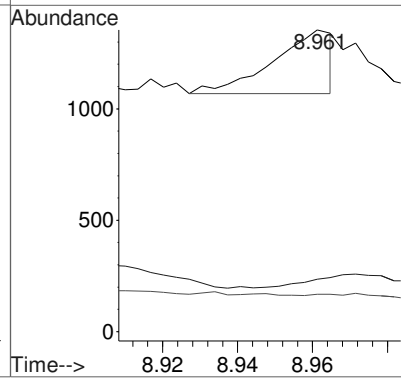
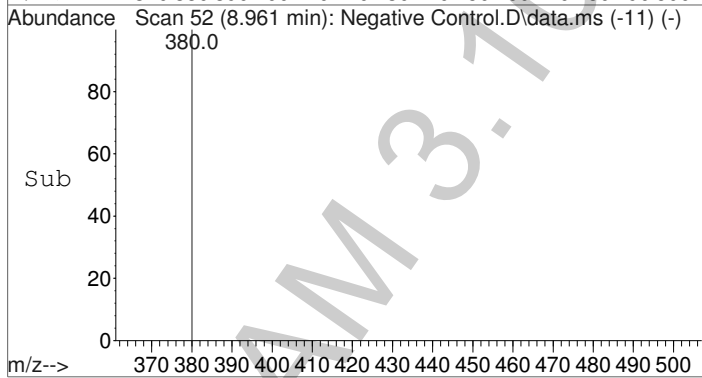
#1  
 Carboxy-THC-D9-TMS  
 Concen: 25.00 ng/mL  
 RT: 8.859 min Scan# 22  
 Delta R.T. -0.003 min  
 Lab File: Negative Control.D  
 Acq: 9 Mar 2015 16:04

Tgt Ion	Ratio	Resp	Lower	Upper
380	100	22988		
482	10.4	8.3	12.5	
497	20.7	15.8	23.8	

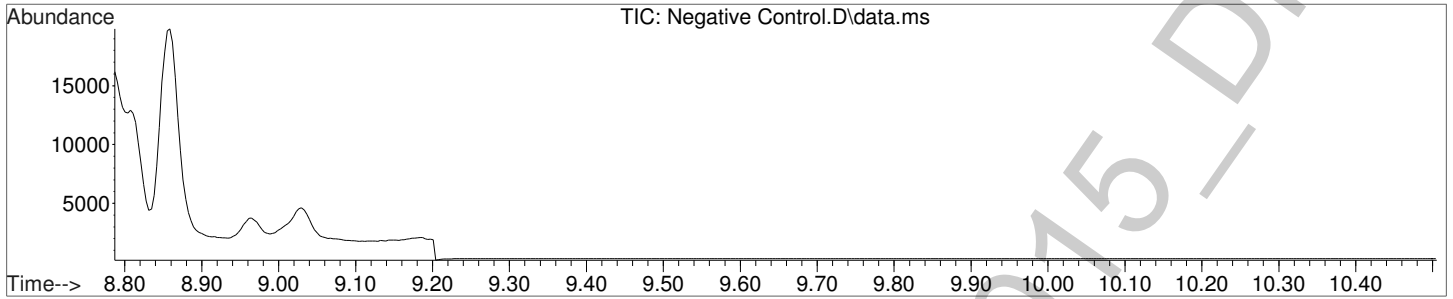


#2  
 Carboxy-THC-TMS  
 Concen: 1.17 ng/mL  
 RT: 8.961 min Scan# 52  
 Delta R.T. 0.061 min  
 Lab File: Negative Control.D  
 Acq: 9 Mar 2015 16:04

Tgt Ion	Ratio	Resp	Lower	Upper
371	100	317		
473	46.1	31.3	46.9	
488	0.0	17.5	26.3#	

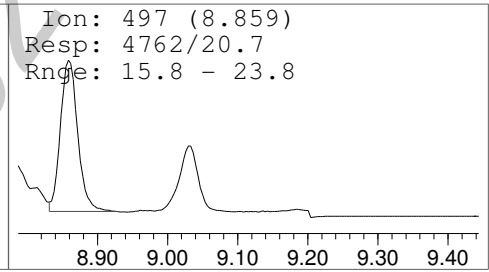
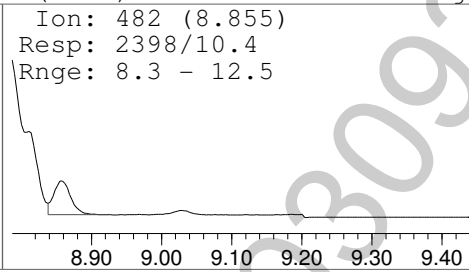
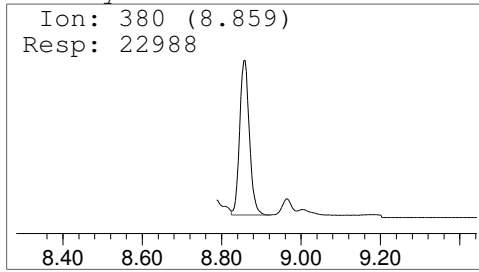


Data Path : C:\gcms\1\data\Blood\030915MJ\  
 Data File : Negative Control.D  
 Acq On : 9 Mar 2015 16:04  
 Operator : Pocatello Laboratory  
 Sample : Negative Control: UTAK Lot B0130  
 Misc : Analytical Method 3.10.1  
 ALS Vial : 1 Sample Multiplier: 1



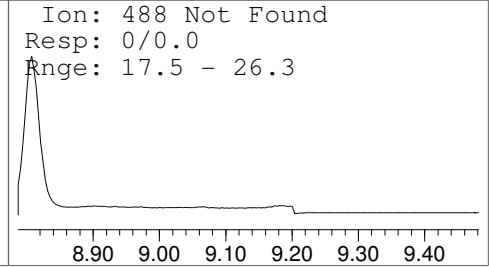
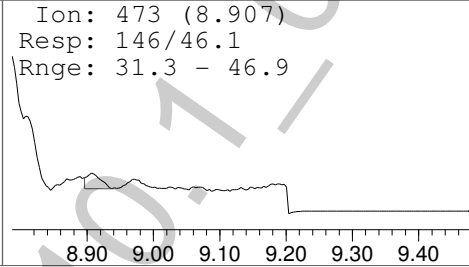
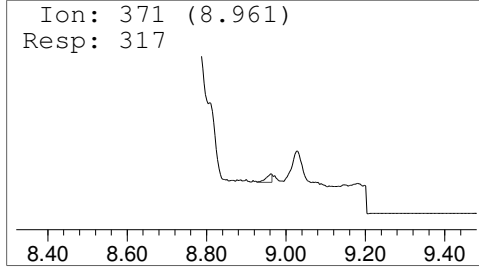
Carboxy-THC-D9-TMS

(ISTD) Amount: 25.00 ng/mL



Carboxy-THC-TMS

Amount: 1.17 ng/mL





Data Path : C:\gcms\1\data\Blood\030915MJ\  
 Data File : Calibrator Level 1.D  
 Acq On : 9 Mar 2015 16:18  
 Operator : Pocatello Laboratory  
 Sample : Calibrator Level 1: 2.5 ng/mL  
 Misc : Analytical Method 3.10.1  
 ALS Vial : 2 Sample Multiplier: 1

Quant Time: Mar 10 09:11:03 2015  
 Quant Method : C:\gcms\1\methods\Cann11-10-2010.M  
 Quant Title : Analytical Method 3.10.1: Blood Carboxy-THC  
 QLast Update : Tue Mar 10 09:10:24 2015  
 Response via : Initial Calibration

Compound	R.T.	QIon	Response	Conc	Units	Dev(Min)
Internal Standards						
1) Carboxy-THC-D9-TMS	8.859	380	29178	25.00	ng/mL	0.00
Target Compounds						
2) Carboxy-THC-TMS	8.896	371	3642	3.57	ng/mL# *	Qvalue 83

(#) = qualifier out of range (m) = manual integration (+) = signals summed


\*Qualifier ion out of range - refer to manual integration.

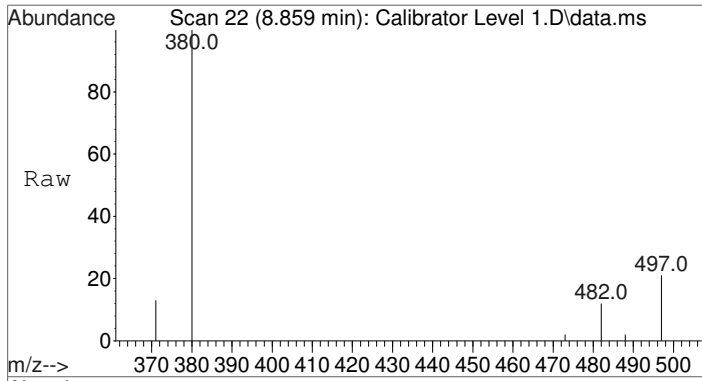
Quantitation Report (Not Reviewed)

Data Path : C:\gcms\1\data\Blood\030915MJ\  
Data File : Calibrator Level 1.D  
Acq On : 9 Mar 2015 16:18  
Operator : Pocatello Laboratory  
Sample : Calibrator Level 1: 2.5 ng/mL  
Misc : Analytical Method 3.10.1  
ALS Vial : 2 Sample Multiplier: 1



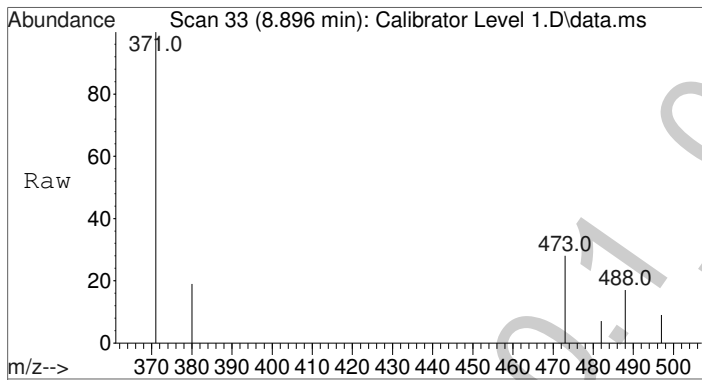
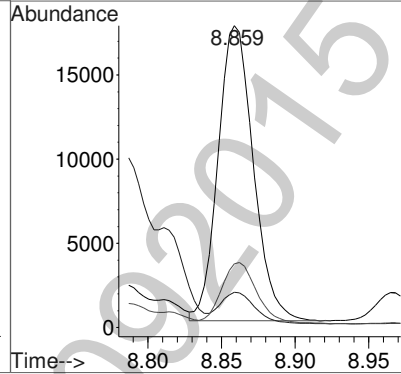
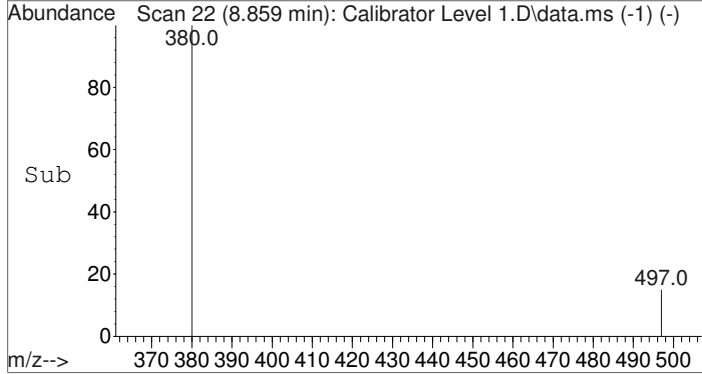
Quant Time: Mar 10 09:11:03 2015  
Quant Method : C:\gcms\1\methods\Cann11-10-2010.M  
Quant Title : Analytical Method 3.10.1: Blood Carboxy-THC  
QLast Update : Tue Mar 10 09:10:24 2015  
Response via : Initial Calibration





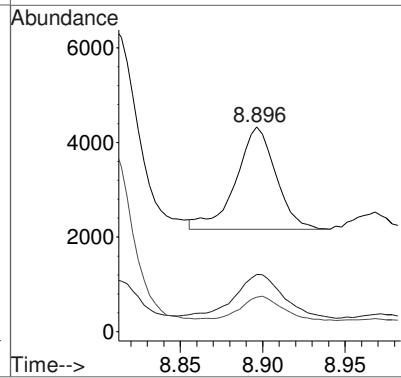

#1  
 Carboxy-THC-D9-TMS  
 Concen: 25.00 ng/mL  
 RT: 8.859 min Scan# 22  
 Delta R.T. -0.003 min  
 Lab File: Calibrator Level 1.D  
 Acq: 9 Mar 2015 16:18

Tgt Ion	Ratio	Resp	Lower	Upper
380	100	29178		
482	10.6	8.3	12.5	
497	20.8	15.8	23.8	

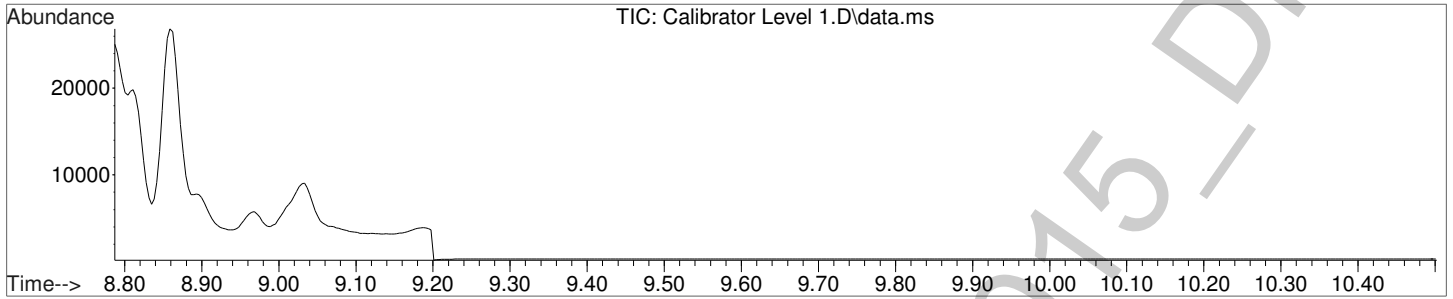


#2  
 Carboxy-THC-TMS  
 Concen: 3.57 ng/mL  
 RT: 8.896 min Scan# 33  
 Delta R.T. -0.004 min  
 Lab File: Calibrator Level 1.D  
 Acq: 9 Mar 2015 16:18

Tgt Ion	Ratio	Resp	Lower	Upper
371	100	3642		
473	52.9	31.3	46.9#	
488	24.7	17.5	26.3	

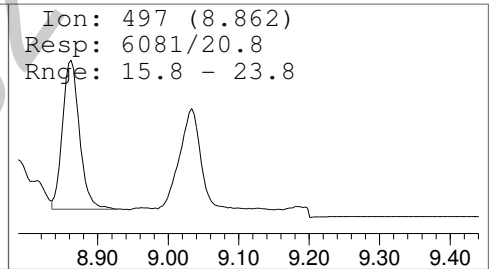
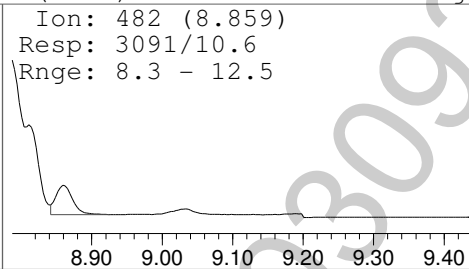
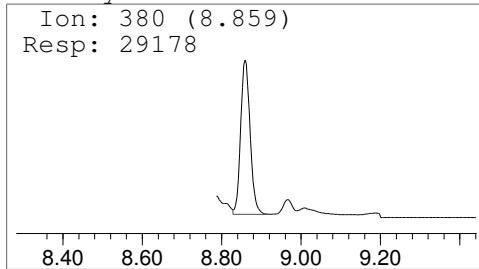


Data Path : C:\gcms\1\data\Blood\030915MJ\  
 Data File : Calibrator Level 1.D  
 Acq On : 9 Mar 2015 16:18  
 Operator : Pocatello Laboratory  
 Sample : Calibrator Level 1: 2.5 ng/mL  
 Misc : Analytical Method 3.10.1  
 ALS Vial : 2 Sample Multiplier: 1



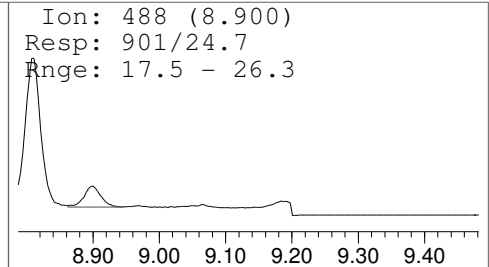
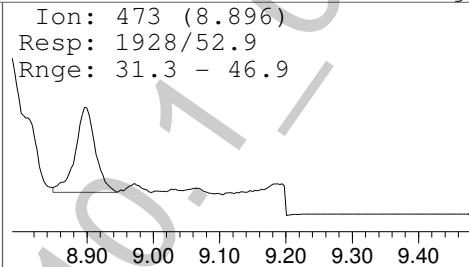
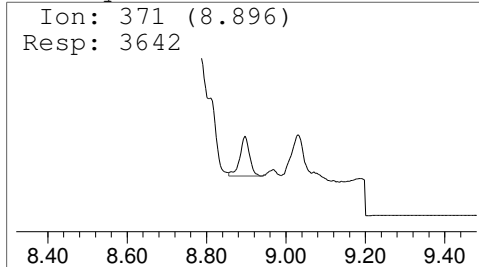
Carboxy-THC-D9-TMS

(ISTD) Amount: 25.00 ng/mL



Carboxy-THC-TMS

Amount: 3.57 ng/mL



Data Path : C:\gcms\1\data\Blood\030915MJ\  
 Data File : Calibrator Level 1.D  
 Acq On : 9 Mar 2015 16:18  
 Operator : Pocatello Laboratory  
 Sample : Calibrator Level 1: 2.5 ng/mL  
 Misc : Analytical Method 3.10.1  
 ALS Vial : 2 Sample Multiplier: 1

Quant Time: Mar 10 09:11:03 2015  
 Quant Method : C:\gcms\1\methods\Cann11-10-2010.M  
 Quant Title : Analytical Method 3.10.1: Blood Carboxy-THC  
 QLast Update : Tue Mar 10 09:10:24 2015  
 Response via : Initial Calibration

Compound	R.T.	QIon	Response	Conc	Units	Dev(Min)
Internal Standards						
1) Carboxy-THC-D9-TMS	8.859	380	29178	25.00	ng/mL	0.00
Target Compounds						
2) Carboxy-THC-TMS	8.896	371	4167m *	3.96	ng/mL	Qvalue


(#) = qualifier out of range (m) = manual integration (+) = signals summed

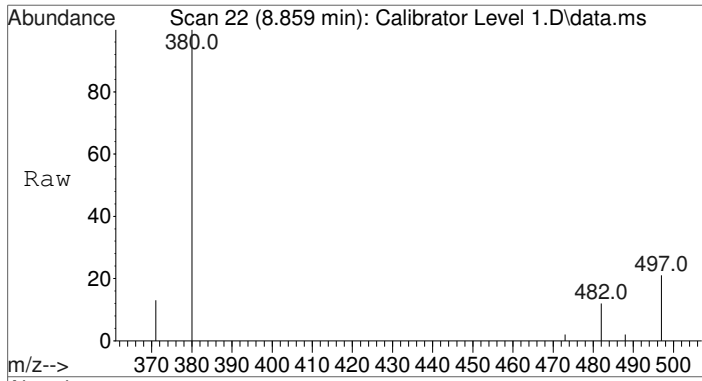
\*Manual integration successful. Quantity above 20% range for expected value, but qualifier ions are within criteria - may be used for administrative cutoff for run.

Quantitation Report (QT Reviewed)

Data Path : C:\gcms\1\data\Blood\030915MJ\  
Data File : Calibrator Level 1.D  
Acq On : 9 Mar 2015 16:18  
Operator : Pocatello Laboratory  
Sample : Calibrator Level 1: 2.5 ng/mL  
Misc : Analytical Method 3.10.1  
ALS Vial : 2 Sample Multiplier: 1

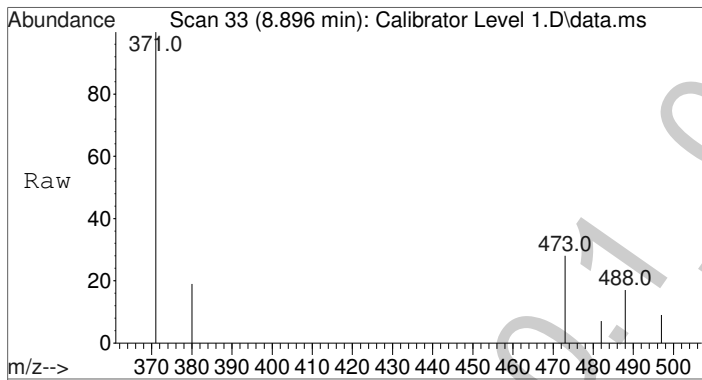
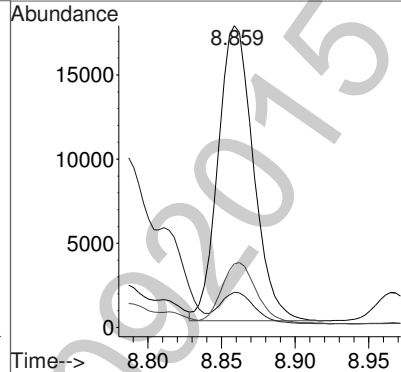
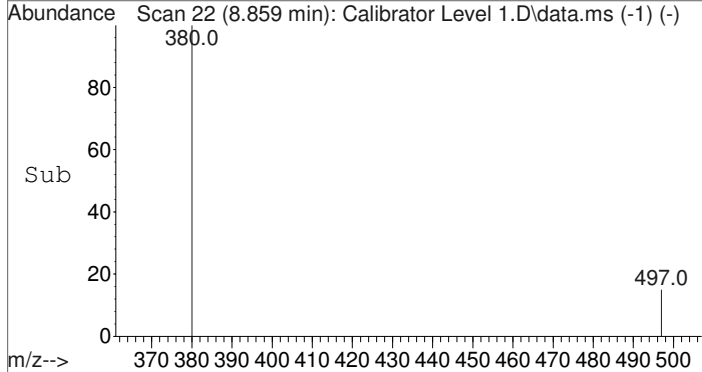
Quant Time: Mar 10 09:11:03 2015  
Quant Method : C:\gcms\1\methods\Cann11-10-2010.M  
Quant Title : Analytical Method 3.10.1: Blood Carboxy-THC  
QLast Update : Tue Mar 10 09:10:24 2015  
Response via : Initial Calibration





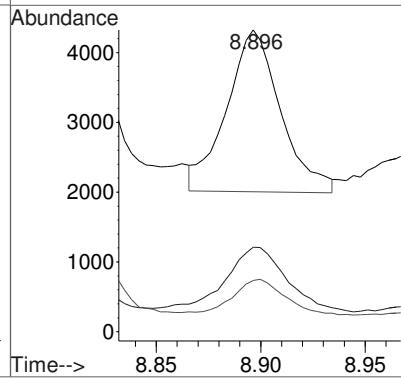

#1  
 Carboxy-THC-D9-TMS  
 Concen: 25.00 ng/mL  
 RT: 8.859 min Scan# 22  
 Delta R.T. -0.003 min  
 Lab File: Calibrator Level 1.D  
 Acq: 9 Mar 2015 16:18

Tgt Ion	Ratio	Resp	Lower	Upper
380	100	29178		
482	10.6	8.3	12.5	
497	20.8	15.8	23.8	

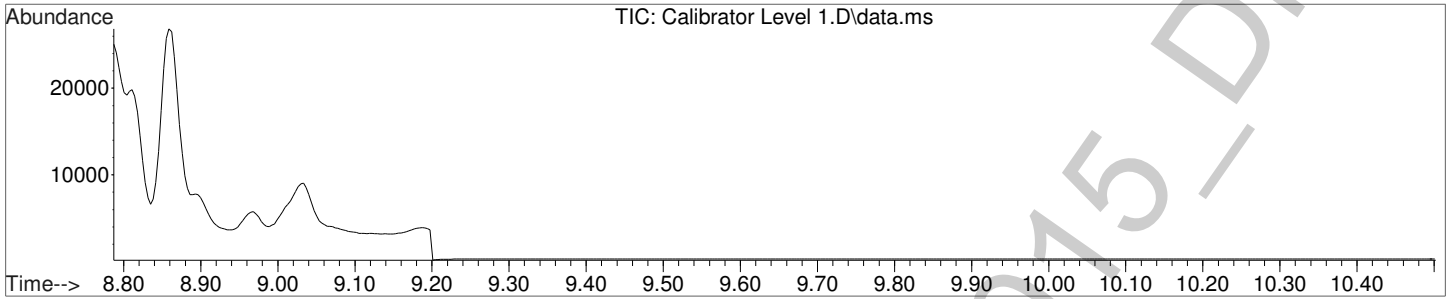


#2  
 Carboxy-THC-TMS  
 Concen: 3.96 ng/mL m  
 RT: 8.896 min Scan# 33  
 Delta R.T. -0.004 min  
 Lab File: Calibrator Level 1.D  
 Acq: 9 Mar 2015 16:18

Tgt Ion	Ratio	Resp	Lower	Upper
371	100	4167		
473	46.3	31.3	46.9	
488	21.6	17.5	26.3	

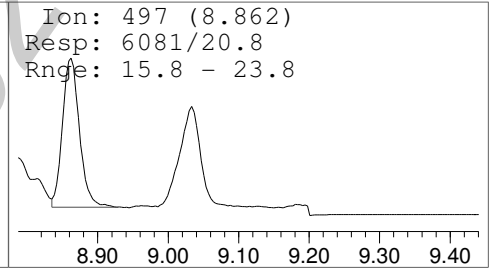
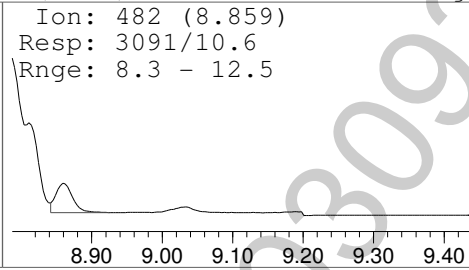
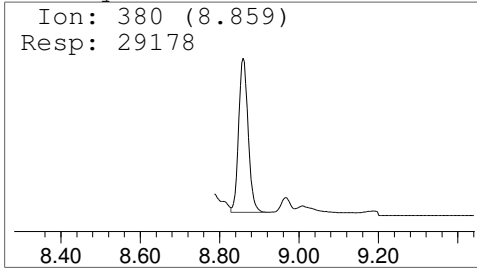


Data Path : C:\gcms\1\data\Blood\030915MJ\  
 Data File : Calibrator Level 1.D  
 Acq On : 9 Mar 2015 16:18  
 Operator : Pocatello Laboratory  
 Sample : Calibrator Level 1: 2.5 ng/mL  
 Misc : Analytical Method 3.10.1  
 ALS Vial : 2 Sample Multiplier: 1



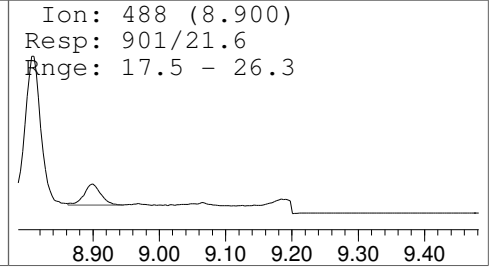
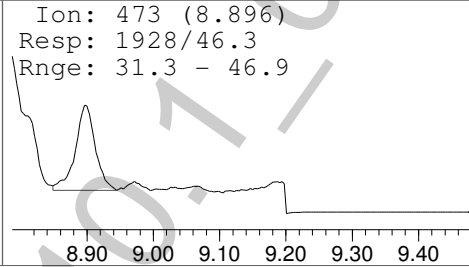
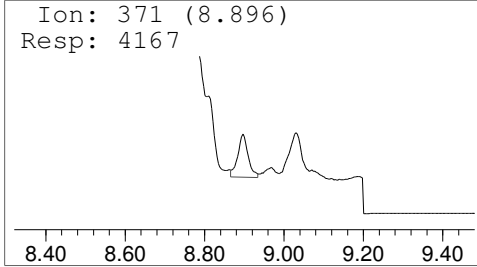
Carboxy-THC-D9-TMS

(ISTD) Amount: 25.00 ng/mL



Carboxy-THC-TMS

Amount: 3.96 ng/mL





Data Path : C:\gcms\1\data\Blood\030915MJ\  
 Data File : Calibrator Level 2.D  
 Acq On : 9 Mar 2015 16:33  
 Operator : Pocatello Laboratory  
 Sample : Calibrator Level 2: 5 ng/mL  
 Misc : Analytical Method 3.10.1  
 ALS Vial : 3 Sample Multiplier: 1

Quant Time: Mar 10 09:11:10 2015  
 Quant Method : C:\gcms\1\methods\Cann11-10-2010.M  
 Quant Title : Analytical Method 3.10.1: Blood Carboxy-THC  
 QLast Update : Tue Mar 10 09:10:24 2015  
 Response via : Initial Calibration

Compound	R.T.	QIon	Response	Conc	Units	Dev(Min)
Internal Standards						
1) Carboxy-THC-D9-TMS	8.859	380	26183	25.00	ng/mL	0.00
Target Compounds						
2) Carboxy-THC-TMS	8.896	371	6136	5.93	ng/mL	Qvalue 91


(#) = qualifier out of range (m) = manual integration (+) = signals summed

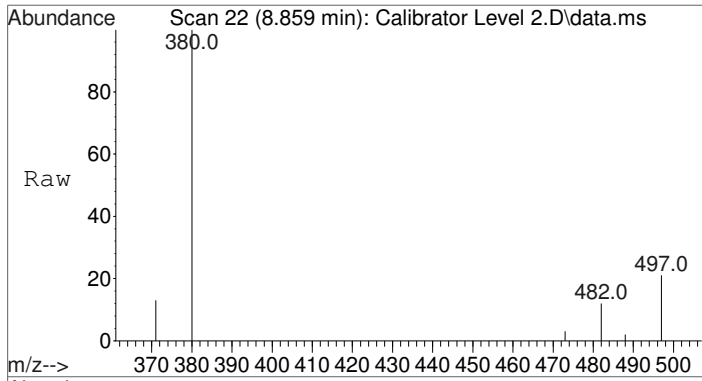
POC-AM 3.10.1\_03092015-DND

Quantitation Report (Not Reviewed)

Data Path : C:\gcms\1\data\Blood\030915MJ\  
Data File : Calibrator Level 2.D  
Acq On : 9 Mar 2015 16:33  
Operator : Pocatello Laboratory  
Sample : Calibrator Level 2: 5 ng/mL  
Misc : Analytical Method 3.10.1  
ALS Vial : 3 Sample Multiplier: 1

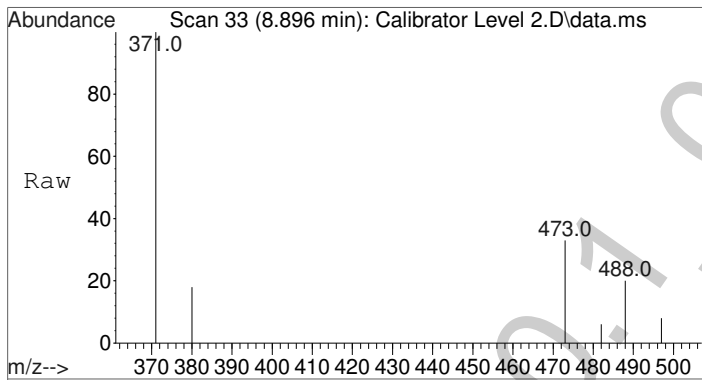
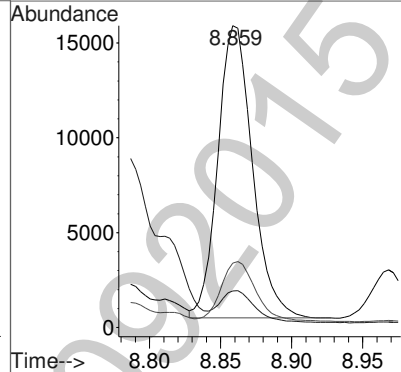
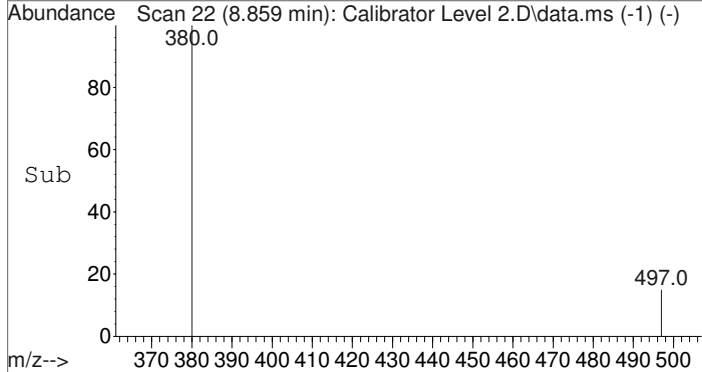
Quant Time: Mar 10 09:11:10 2015  
Quant Method : C:\gcms\1\methods\Cann11-10-2010.M  
Quant Title : Analytical Method 3.10.1: Blood Carboxy-THC  
QLast Update : Tue Mar 10 09:10:24 2015  
Response via : Initial Calibration





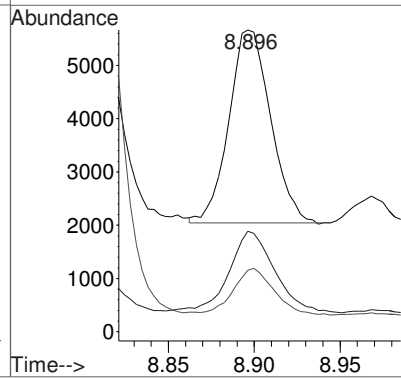

#1  
 Carboxy-THC-D9-TMS  
 Concen: 25.00 ng/mL  
 RT: 8.859 min Scan# 22  
 Delta R.T. -0.003 min  
 Lab File: Calibrator Level 2.D  
 Acq: 9 Mar 2015 16:33

Tgt Ion	Ratio	Resp	Lower	Upper
380	100	26183		
482	10.9	8.3	12.5	
497	20.4	15.8	23.8	

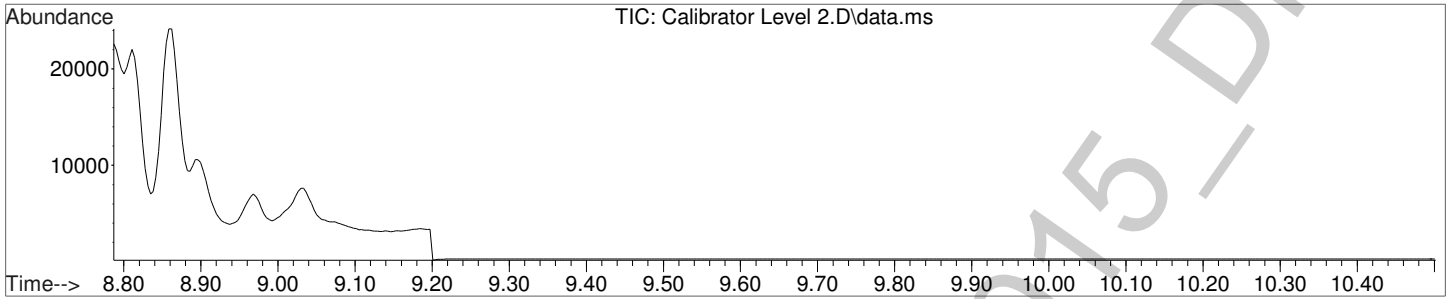


#2  
 Carboxy-THC-TMS  
 Concen: 5.93 ng/mL  
 RT: 8.896 min Scan# 33  
 Delta R.T. -0.004 min  
 Lab File: Calibrator Level 2.D  
 Acq: 9 Mar 2015 16:33

Tgt Ion	Ratio	Resp	Lower	Upper
371	100	6136		
473	46.8	31.3	46.9	
488	23.6	17.5	26.3	

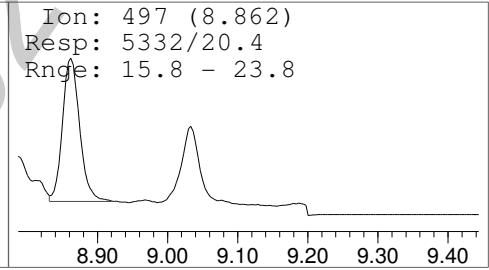
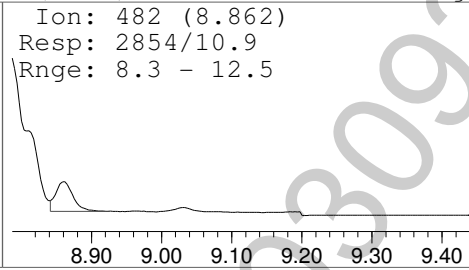
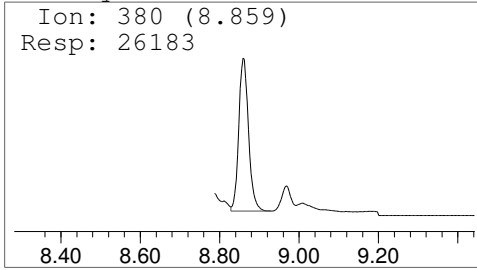


Data Path : C:\gcms\1\data\Blood\030915MJ\  
 Data File : Calibrator Level 2.D  
 Acq On : 9 Mar 2015 16:33  
 Operator : Pocatello Laboratory  
 Sample : Calibrator Level 2: 5 ng/mL  
 Misc : Analytical Method 3.10.1  
 ALS Vial : 3 Sample Multiplier: 1



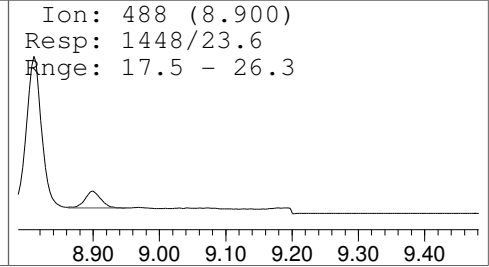
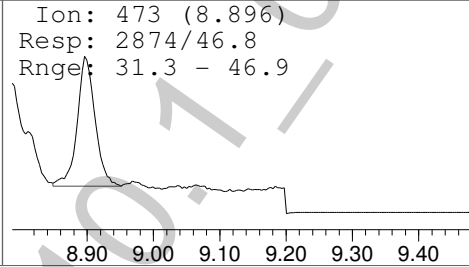
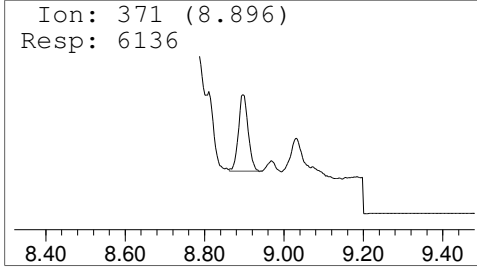
Carboxy-THC-D9-TMS

(ISTD) Amount: 25.00 ng/mL



Carboxy-THC-TMS

Amount: 5.93 ng/mL




Data Path : C:\gcms\1\data\Blood\030915MJ\  
 Data File : Calibrator Level 3.D  
 Acq On : 9 Mar 2015 16:48  
 Operator : Pocatello Laboratory  
 Sample : Calibrator Level 3: 10 ng/mL  
 Misc : Analytical Method 3.10.1  
 ALS Vial : 4 Sample Multiplier: 1

Quant Time: Mar 10 09:11:16 2015  
 Quant Method : C:\gcms\1\methods\Cann11-10-2010.M  
 Quant Title : Analytical Method 3.10.1: Blood Carboxy-THC  
 QLast Update : Tue Mar 10 09:10:24 2015  
 Response via : Initial Calibration

Compound	R.T.	QIon	Response	Conc	Units	Dev(Min)
Internal Standards						
1) Carboxy-THC-D9-TMS	8.862	380	24916	25.00	ng/mL	0.00
Target Compounds						
2) Carboxy-THC-TMS	8.900	371	11053	10.45	ng/mL	Qvalue 100

(#) = qualifier out of range (m) = manual integration (+) = signals summed


POC-AM 3.10.1\_03092015-DND

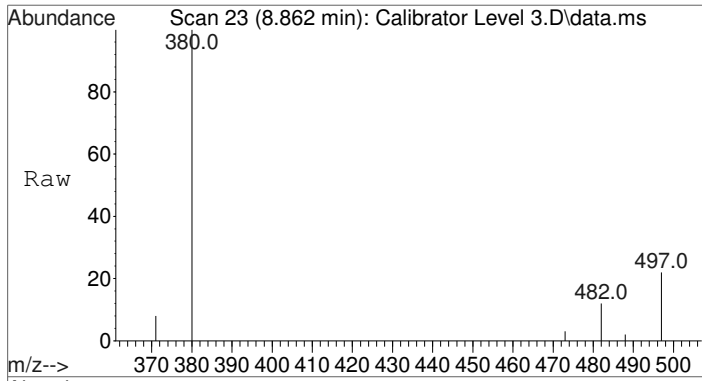


Quantitation Report (Not Reviewed)

Data Path : C:\gcms\1\data\Blood\030915MJ\  
Data File : Calibrator Level 3.D  
Acq On : 9 Mar 2015 16:48  
Operator : Pocatello Laboratory  
Sample : Calibrator Level 3: 10 ng/mL  
Misc : Analytical Method 3.10.1  
ALS Vial : 4 Sample Multiplier: 1

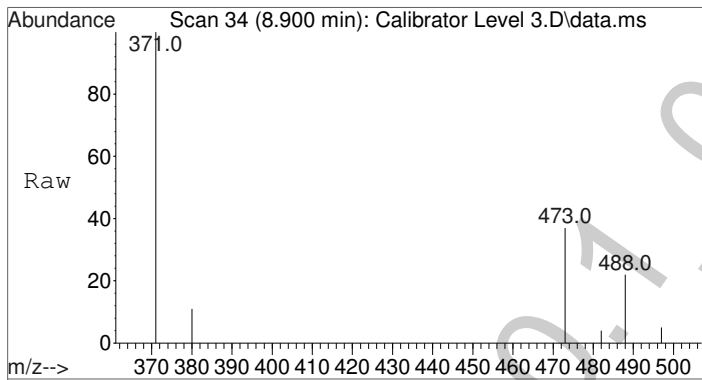
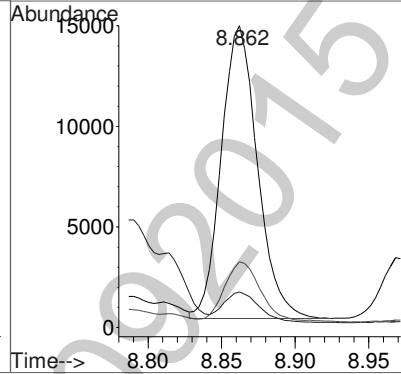
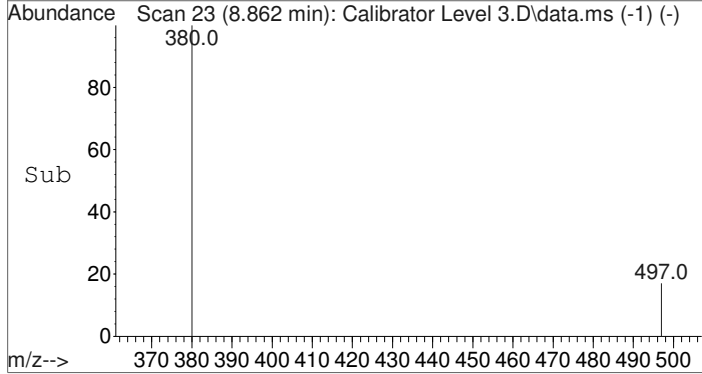
Quant Time: Mar 10 09:11:16 2015  
Quant Method : C:\gcms\1\methods\Cann11-10-2010.M  
Quant Title : Analytical Method 3.10.1: Blood Carboxy-THC  
QLast Update : Tue Mar 10 09:10:24 2015  
Response via : Initial Calibration





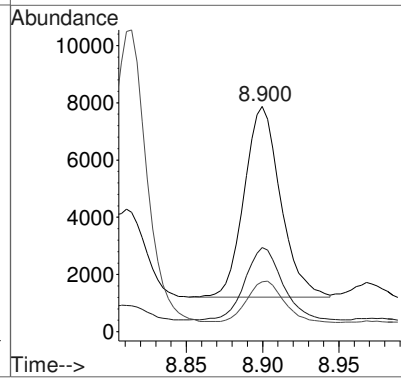

#1  
 Carboxy-THC-D9-TMS  
 Concen: 25.00 ng/mL  
 RT: 8.862 min Scan# 23  
 Delta R.T. 0.000 min  
 Lab File: Calibrator Level 3.D  
 Acq: 9 Mar 2015 16:48

Tgt Ion	Resp	Lower	Upper
380	24916	100	
482	10.4	8.3	12.5
497	20.0	15.8	23.8

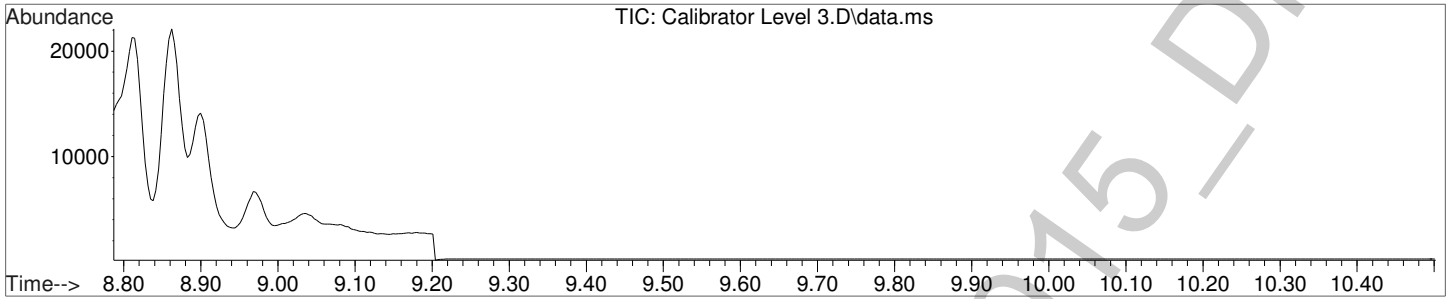


#2  
 Carboxy-THC-TMS  
 Concen: 10.45 ng/mL  
 RT: 8.900 min Scan# 34  
 Delta R.T. -0.000 min  
 Lab File: Calibrator Level 3.D  
 Acq: 9 Mar 2015 16:48

Tgt Ion	Resp	Lower	Upper
371	11053	100	
473	39.1	31.3	46.9
488	21.9	17.5	26.3

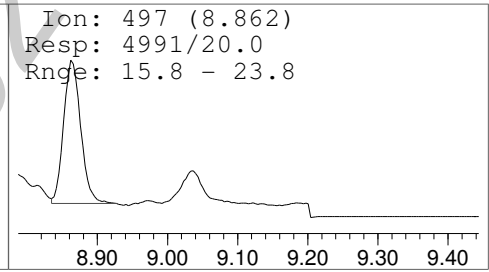
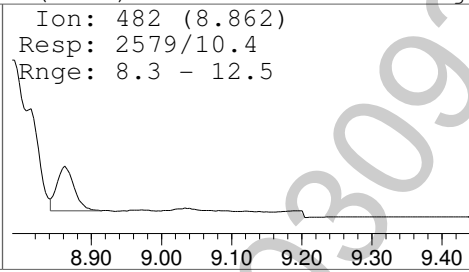
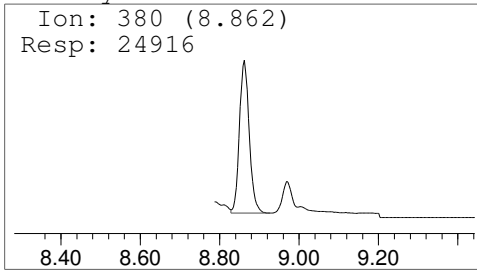


Data Path : C:\gcms\1\data\Blood\030915MJ\  
 Data File : Calibrator Level 3.D  
 Acq On : 9 Mar 2015 16:48  
 Operator : Pocatello Laboratory  
 Sample : Calibrator Level 3: 10 ng/mL  
 Misc : Analytical Method 3.10.1  
 ALS Vial : 4 Sample Multiplier: 1



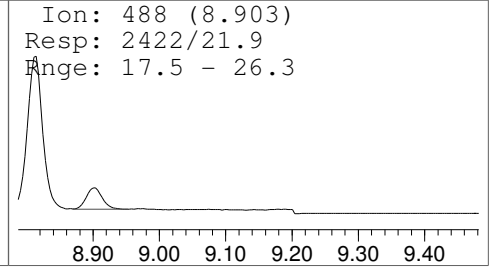
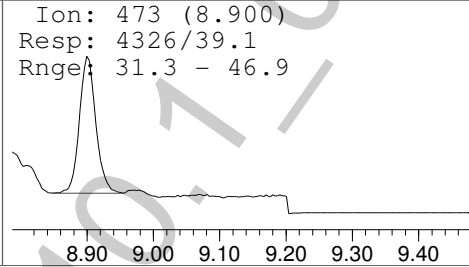
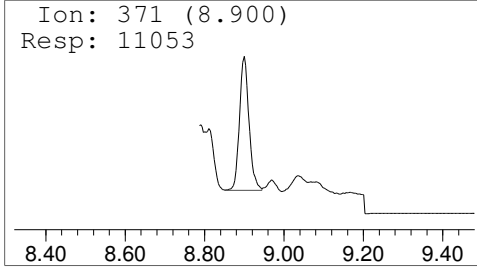
Carboxy-THC-D9-TMS

(ISTD) Amount: 25.00 ng/mL



Carboxy-THC-TMS

Amount: 10.45 ng/mL





Data Path : C:\gcms\1\data\Blood\030915MJ\  
 Data File : Calibrator Level 4.D  
 Acq On : 9 Mar 2015 17:02  
 Operator : Pocatello Laboratory  
 Sample : Calibrator Level 4: 25 ng/mL  
 Misc : Analytical Method 3.10.1  
 ALS Vial : 5 Sample Multiplier: 1

Quant Time: Mar 10 09:11:22 2015  
 Quant Method : C:\gcms\1\methods\Cann11-10-2010.M  
 Quant Title : Analytical Method 3.10.1: Blood Carboxy-THC  
 QLast Update : Tue Mar 10 09:10:24 2015  
 Response via : Initial Calibration

Compound	R.T.	QIon	Response	Conc	Units	Dev(Min)
Internal Standards						
1) Carboxy-THC-D9-TMS	8.859	380	31893	25.00	ng/mL	0.00
Target Compounds						
2) Carboxy-THC-TMS	8.896	371	34325	24.10	ng/mL	Qvalue 99


(#) = qualifier out of range (m) = manual integration (+) = signals summed

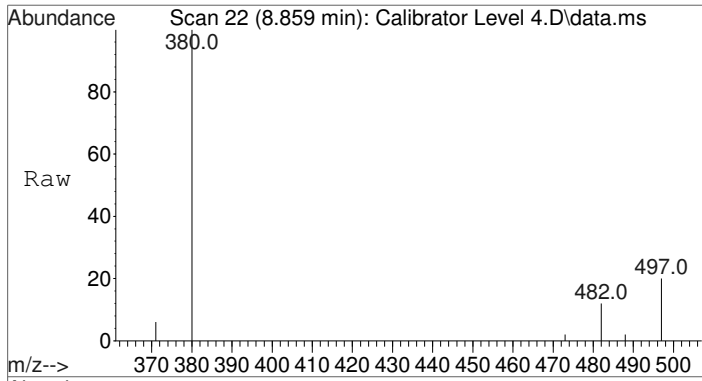


Quantitation Report (Not Reviewed)

Data Path : C:\gcms\1\data\Blood\030915MJ\  
Data File : Calibrator Level 4.D  
Acq On : 9 Mar 2015 17:02  
Operator : Pocatello Laboratory  
Sample : Calibrator Level 4: 25 ng/mL  
Misc : Analytical Method 3.10.1  
ALS Vial : 5 Sample Multiplier: 1

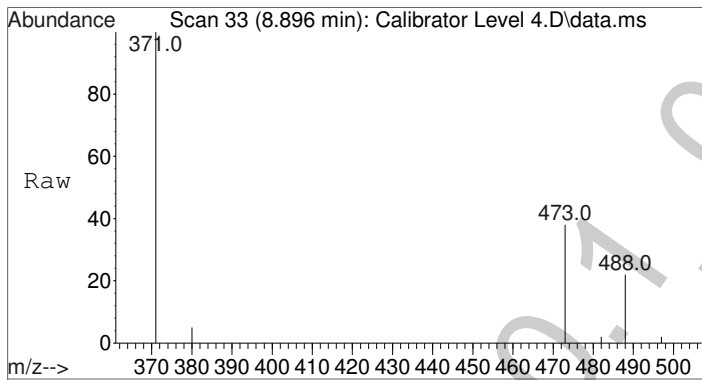
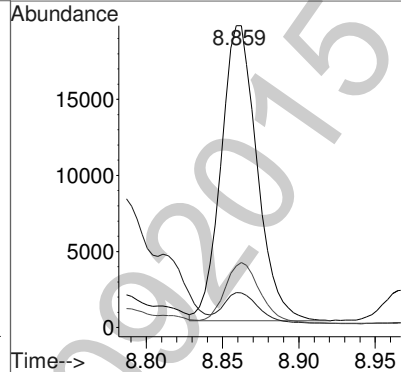
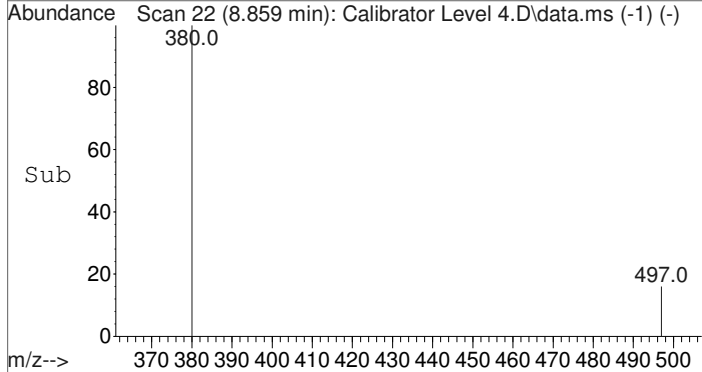
Quant Time: Mar 10 09:11:22 2015  
Quant Method : C:\gcms\1\methods\Cann11-10-2010.M  
Quant Title : Analytical Method 3.10.1: Blood Carboxy-THC  
QLast Update : Tue Mar 10 09:10:24 2015  
Response via : Initial Calibration





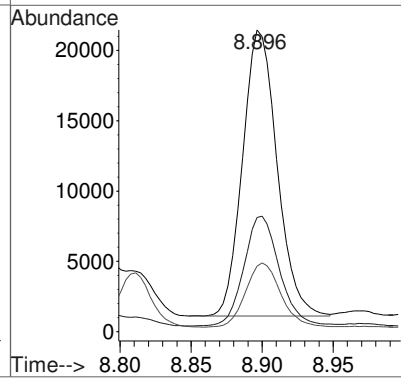

#1  
 Carboxy-THC-D9-TMS  
 Concen: 25.00 ng/mL  
 RT: 8.859 min Scan# 22  
 Delta R.T. -0.003 min  
 Lab File: Calibrator Level 4.D  
 Acq: 9 Mar 2015 17:02

Tgt Ion	Ratio	Resp	Lower	Upper
380	100	31893		
482	10.3	8.3	12.5	
497	20.5	15.8	23.8	

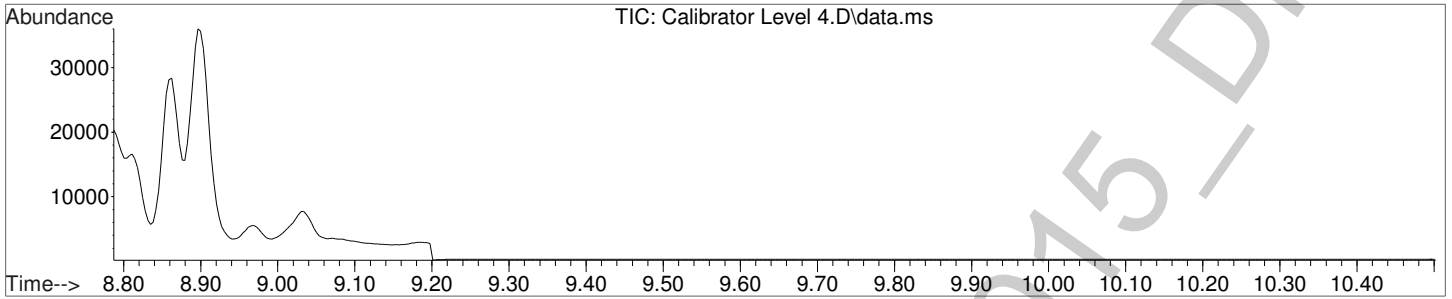


#2  
 Carboxy-THC-TMS  
 Concen: 24.10 ng/mL  
 RT: 8.896 min Scan# 33  
 Delta R.T. -0.004 min  
 Lab File: Calibrator Level 4.D  
 Acq: 9 Mar 2015 17:02

Tgt Ion	Ratio	Resp	Lower	Upper
371	100	34325		
473	39.7	31.3	46.9	
488	22.8	17.5	26.3	

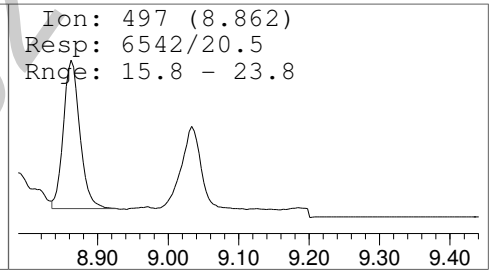
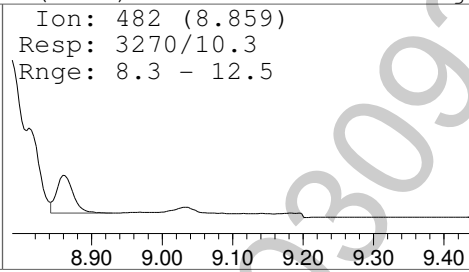
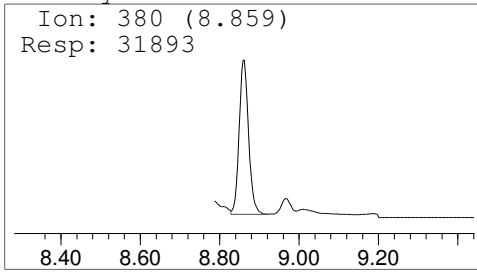


Data Path : C:\gcms\1\data\Blood\030915MJ\  
Data File : Calibrator Level 4.D  
Acq On : 9 Mar 2015 17:02  
Operator : Pocatello Laboratory  
Sample : Calibrator Level 4: 25 ng/mL  
Misc : Analytical Method 3.10.1  
ALS Vial : 5 Sample Multiplier: 1



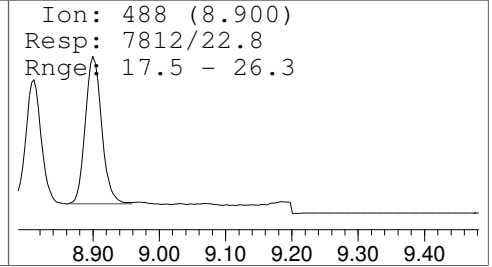
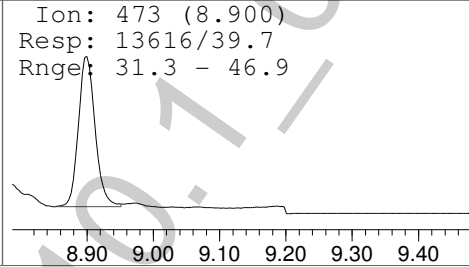
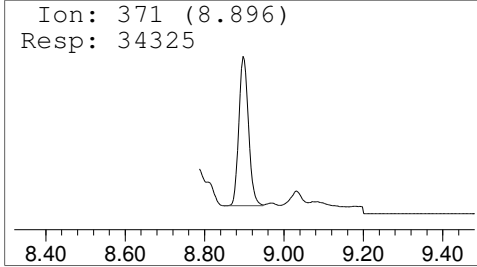
Carboxy-THC-D9-TMS

(ISTD) Amount: 25.00 ng/mL



Carboxy-THC-TMS

Amount: 24.10 ng/mL



Data Path : C:\gcms\1\data\Blood\030915MJ\  
 Data File : Calibrator Level 5.D  
 Acq On : 9 Mar 2015 17:17  
 Operator : Pocatello Laboratory  
 Sample : Calibrator Level 5: 50 ng/mL  
 Misc : Analytical Method 3.10.1  
 ALS Vial : 6 Sample Multiplier: 1



Quant Time: Mar 10 09:11:28 2015  
 Quant Method : C:\gcms\1\methods\Cann11-10-2010.M  
 Quant Title : Analytical Method 3.10.1: Blood Carboxy-THC  
 QLast Update : Tue Mar 10 09:10:24 2015  
 Response via : Initial Calibration


Compound	R.T.	QIon	Response	Conc	Units	Dev(Min)
Internal Standards						
1) Carboxy-THC-D9-TMS	8.862	380	29342	25.00	ng/mL	0.00
Target Compounds						
2) Carboxy-THC-TMS	8.900	371	62254	46.67	ng/mL	Qvalue 99

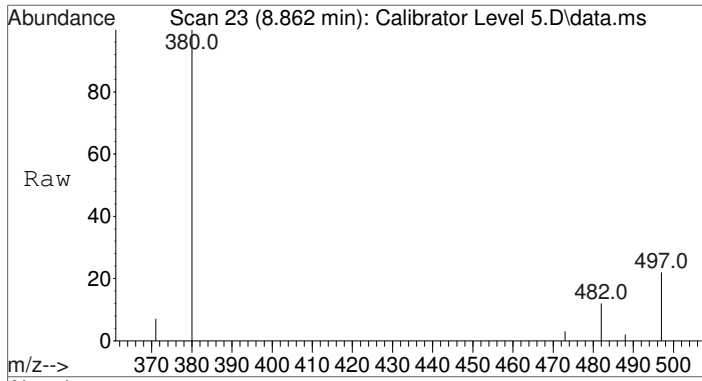
(#) = qualifier out of range (m) = manual integration (+) = signals summed

POC-AM 3.10.1\_03092015-DND

Data Path : C:\gcms\1\data\Blood\030915MJ\  
Data File : Calibrator Level 5.D  
Acq On : 9 Mar 2015 17:17  
Operator : Pocatello Laboratory  
Sample : Calibrator Level 5: 50 ng/mL  
Misc : Analytical Method 3.10.1  
ALS Vial : 6 Sample Multiplier: 1

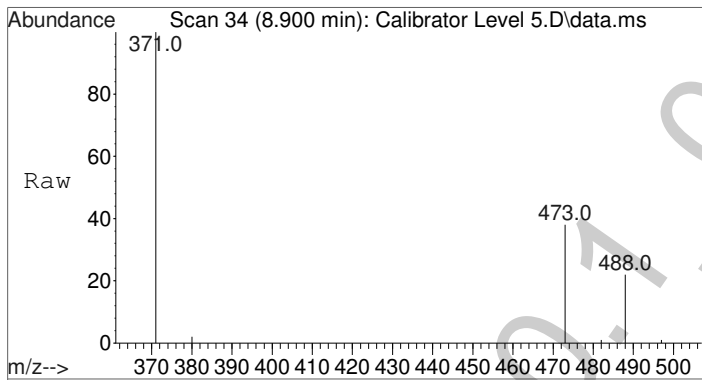
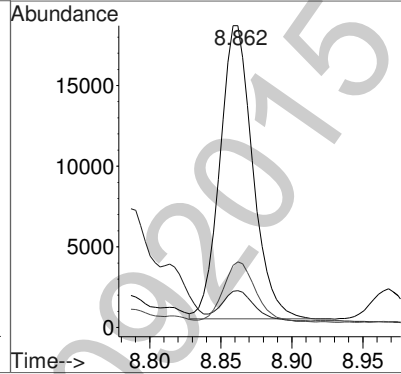
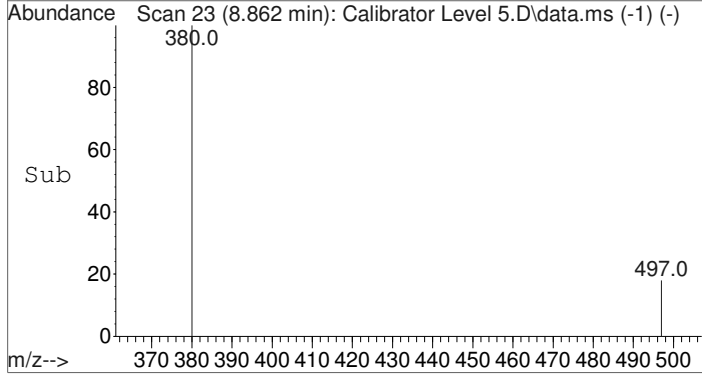
Quant Time: Mar 10 09:11:28 2015  
Quant Method : C:\gcms\1\methods\Cann11-10-2010.M  
Quant Title : Analytical Method 3.10.1: Blood Carboxy-THC  
QLast Update : Tue Mar 10 09:10:24 2015  
Response via : Initial Calibration





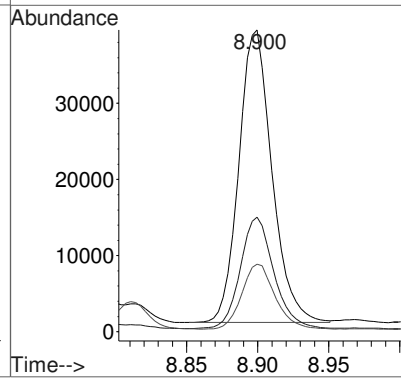

#1  
 Carboxy-THC-D9-TMS  
 Concen: 25.00 ng/mL  
 RT: 8.862 min Scan# 23  
 Delta R.T. -0.000 min  
 Lab File: Calibrator Level 5.D  
 Acq: 9 Mar 2015 17:17

Tgt Ion	Ratio	Resp	Lower	Upper
380	100	29342		
482	10.1	8.3	12.5	
497	20.2	15.8	23.8	

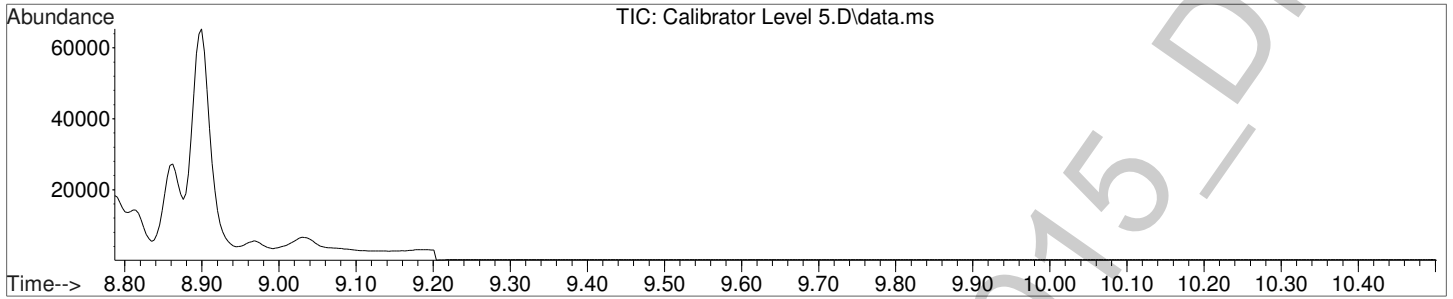


#2  
 Carboxy-THC-TMS  
 Concen: 46.67 ng/mL  
 RT: 8.900 min Scan# 34  
 Delta R.T. -0.000 min  
 Lab File: Calibrator Level 5.D  
 Acq: 9 Mar 2015 17:17

Tgt Ion	Ratio	Resp	Lower	Upper
371	100	62254		
473	38.4	31.3	46.9	
488	22.2	17.5	26.3	

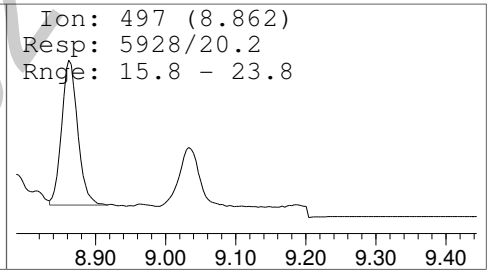
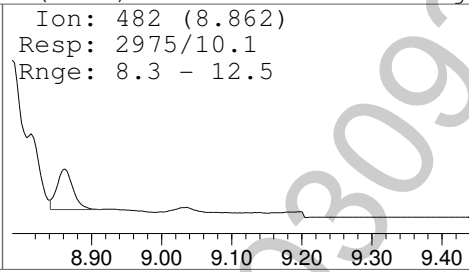
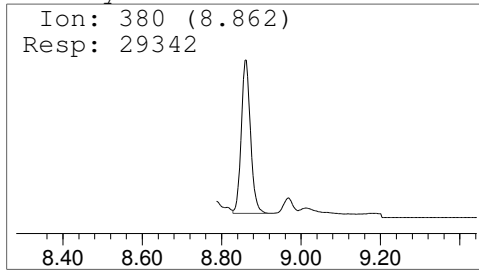


Data Path : C:\gcms\1\data\Blood\030915MJ\  
 Data File : Calibrator Level 5.D  
 Acq On : 9 Mar 2015 17:17  
 Operator : Pocatello Laboratory  
 Sample : Calibrator Level 5: 50 ng/mL  
 Misc : Analytical Method 3.10.1  
 ALS Vial : 6 Sample Multiplier: 1



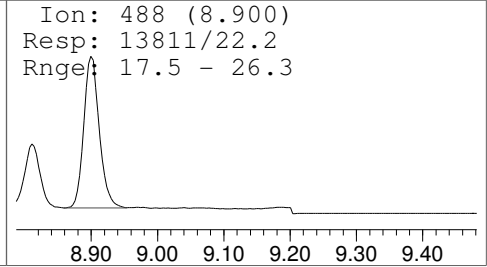
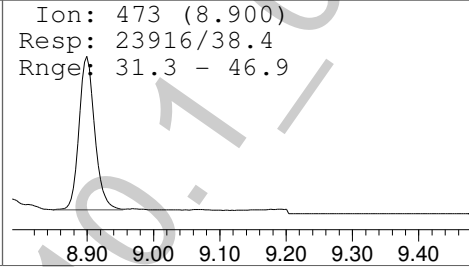
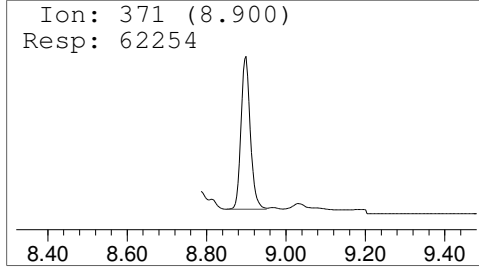
Carboxy-THC-D9-TMS

(ISTD) Amount: 25.00 ng/mL



Carboxy-THC-TMS

Amount: 46.67 ng/mL





Data Path : C:\gcms\1\data\Blood\030915MJ\  
 Data File : Calibrator Level 6.D  
 Acq On : 9 Mar 2015 17:32  
 Operator : Pocatello Laboratory  
 Sample : Calibrator Level 6: 100 ng/mL  
 Misc : Analytical Method 3.10.1  
 ALS Vial : 7 Sample Multiplier: 1



Quant Time: Mar 10 09:11:35 2015  
 Quant Method : C:\gcms\1\methods\Cann11-10-2010.M  
 Quant Title : Analytical Method 3.10.1: Blood Carboxy-THC  
 QLast Update : Tue Mar 10 09:10:24 2015  
 Response via : Initial Calibration

Compound	R.T.	QIon	Response	Conc	Units	Dev(Min)
Internal Standards						
1) Carboxy-THC-D9-TMS	8.862	380	24509	25.00	ng/mL	0.00
Target Compounds						
2) Carboxy-THC-TMS	8.900	371	114579	101.77	ng/mL	Qvalue 98


(#) = qualifier out of range (m) = manual integration (+) = signals summed

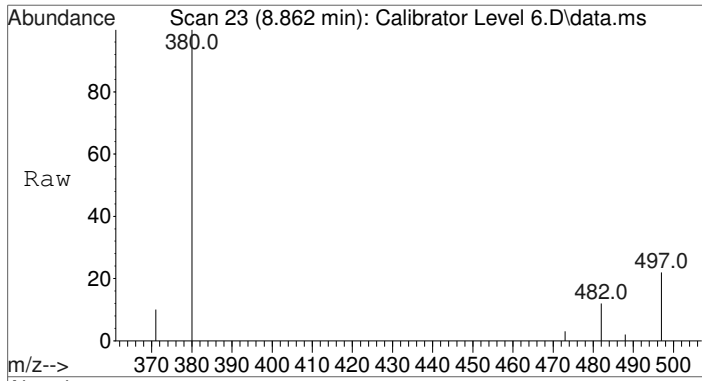
POC-AM 3.10.1\_03092015-DNBS

Quantitation Report (Not Reviewed)

Data Path : C:\gcms\1\data\Blood\030915MJ\  
Data File : Calibrator Level 6.D  
Acq On : 9 Mar 2015 17:32  
Operator : Pocatello Laboratory  
Sample : Calibrator Level 6: 100 ng/mL  
Misc : Analytical Method 3.10.1  
ALS Vial : 7 Sample Multiplier: 1

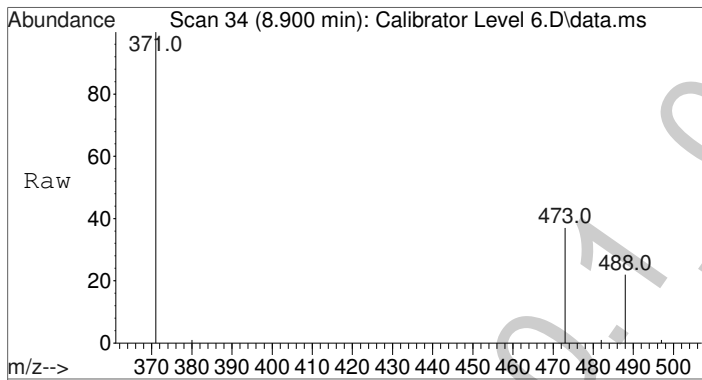
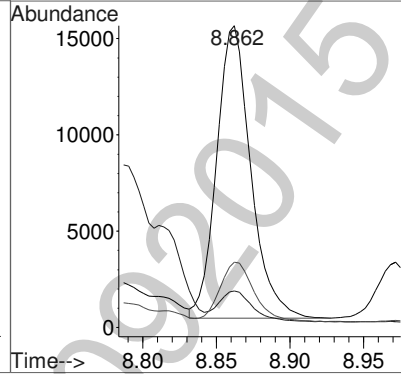
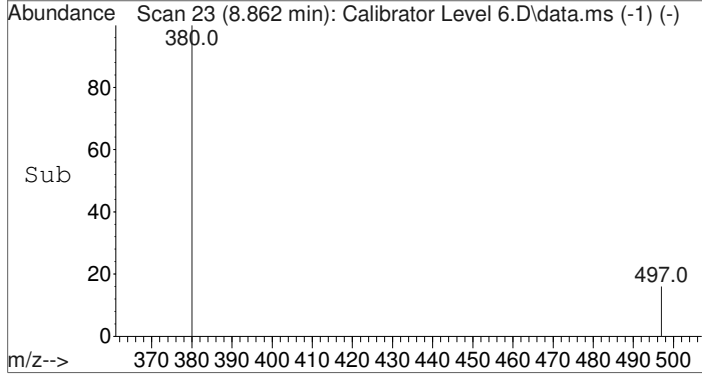
Quant Time: Mar 10 09:11:35 2015  
Quant Method : C:\gcms\1\methods\Cann11-10-2010.M  
Quant Title : Analytical Method 3.10.1: Blood Carboxy-THC  
QLast Update : Tue Mar 10 09:10:24 2015  
Response via : Initial Calibration





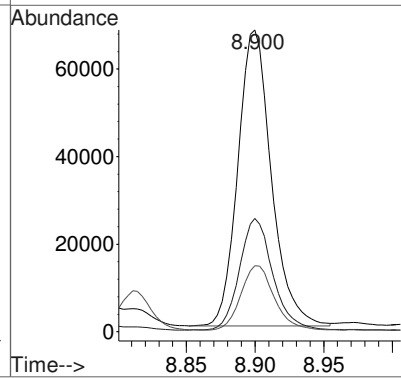

#1  
Carboxy-THC-D9-TMS  
Concen: 25.00 ng/mL  
RT: 8.862 min Scan# 23  
Delta R.T. 0.000 min  
Lab File: Calibrator Level 6.D  
Acq: 9 Mar 2015 17:32

Tgt Ion	Resp	Lower	Upper
380	100		
482	10.7	8.3	12.5
497	20.7	15.8	23.8

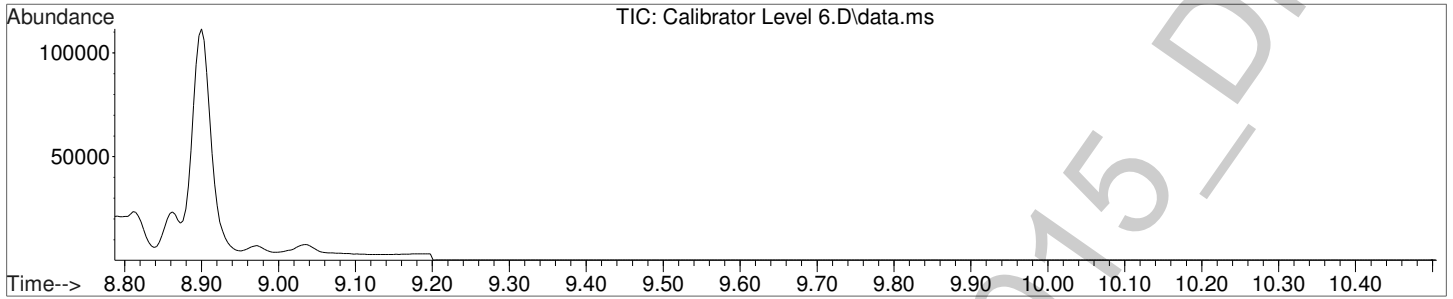


#2  
Carboxy-THC-TMS  
Concen: 101.77 ng/mL  
RT: 8.900 min Scan# 34  
Delta R.T. -0.000 min  
Lab File: Calibrator Level 6.D  
Acq: 9 Mar 2015 17:32

Tgt Ion	Resp	Lower	Upper
371	100		
473	37.4	31.3	46.9
488	21.6	17.5	26.3

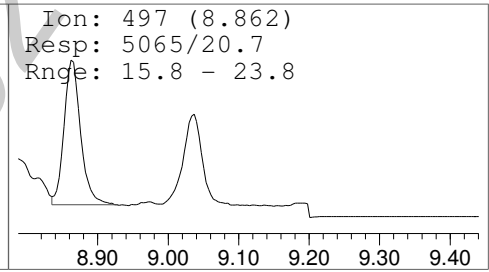
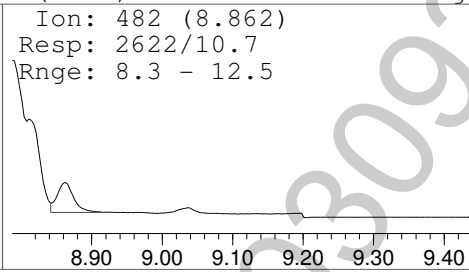
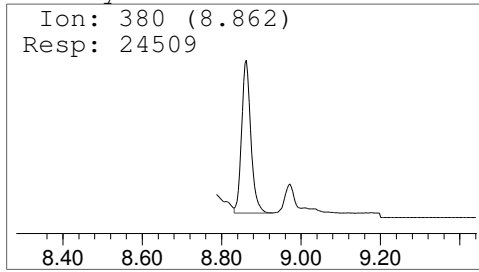


Data Path : C:\gcms\1\data\Blood\030915MJ\  
 Data File : Calibrator Level 6.D  
 Acq On : 9 Mar 2015 17:32  
 Operator : Pocatello Laboratory  
 Sample : Calibrator Level 6: 100 ng/mL  
 Misc : Analytical Method 3.10.1  
 ALS Vial : 7 Sample Multiplier: 1



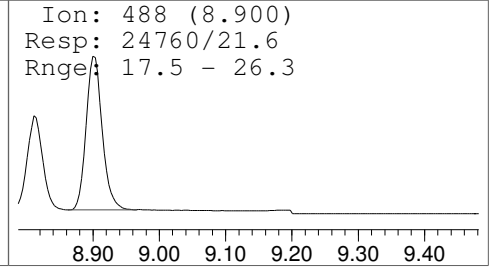
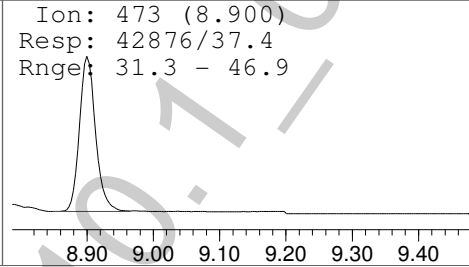
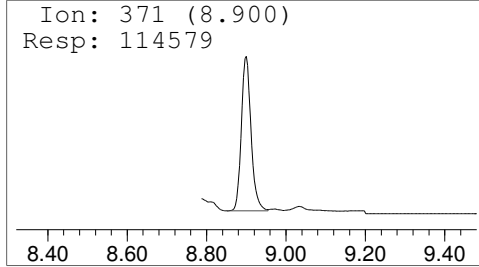
Carboxy-THC-D9-TMS

(ISTD) Amount: 25.00 ng/mL

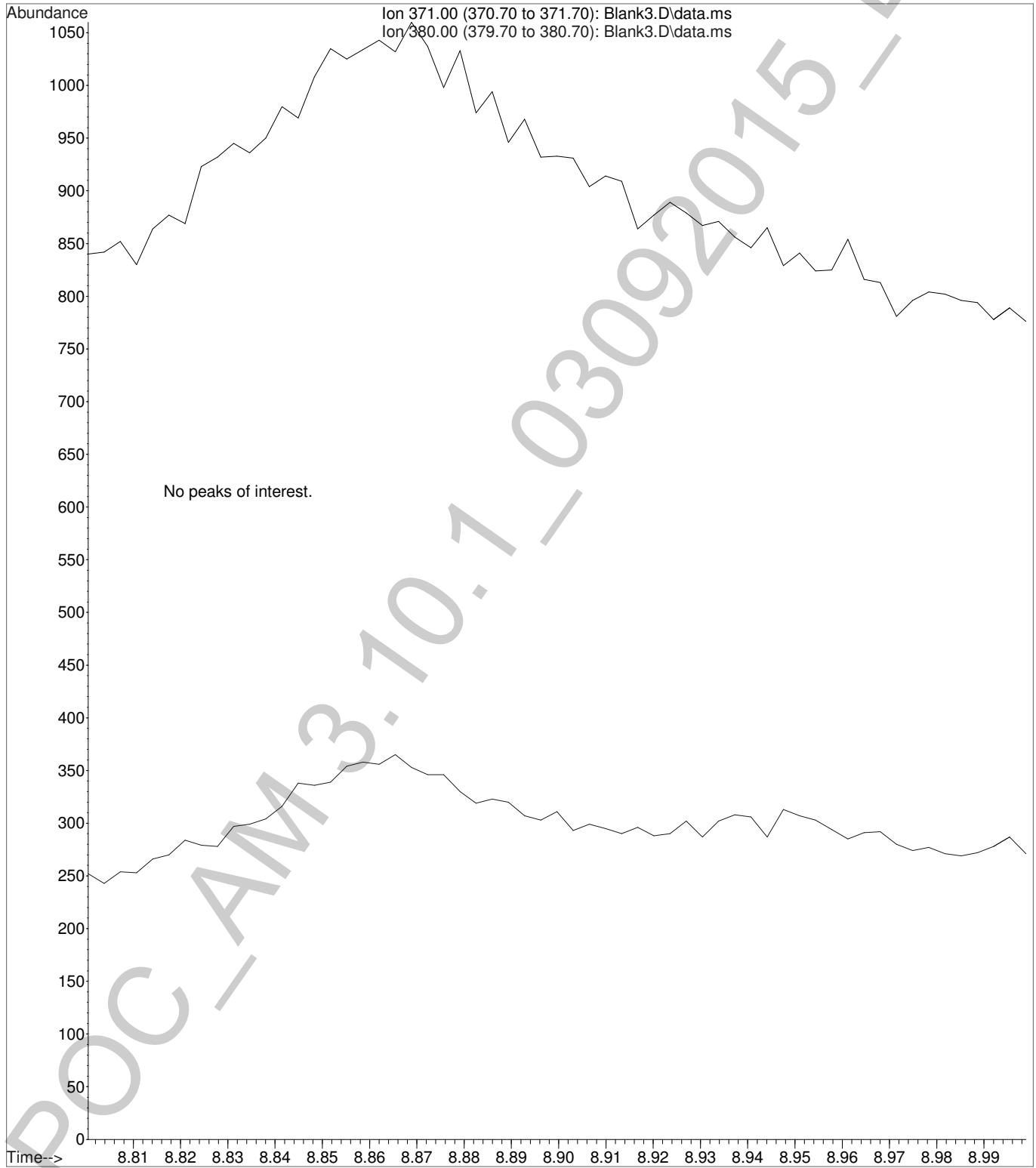


Carboxy-THC-TMS

Amount: 101.77 ng/mL



File :C:\gcms\1\data\Blood\030915MJ\Blank3.D  
Operator : Pocatello Laboratory  
Acquired : 9 Mar 2015 17:46 using AcqMethod CANN-11-10-2010.M  
Instrument : Bones  
Sample Name: Blank  
Misc Info : CHCl3  
Vial Number: 98



Data Path : C:\gcms\1\data\Blood\030915MJ\  
 Data File : Low Control-1.D  
 Acq On : 9 Mar 2015 18:01  
 Operator : Pocatello Laboratory  
 Sample : Low Control: 6 ng/mL  
 Misc : Analytical Method 3.10.1  
 ALS Vial : 8 Sample Multiplier: 1

Quant Time: Mar 10 09:22:25 2015  
 Quant Method : C:\gcms\1\methods\Cann11-10-2010.M  
 Quant Title : Analytical Method 3.10.1: Blood Carboxy-THC  
 QLast Update : Tue Mar 10 09:10:24 2015  
 Response via : Initial Calibration

Compound	R.T.	QIon	Response	Conc	Units	Dev(Min)
Internal Standards						
1) Carboxy-THC-D9-TMS	8.859	380	31413	25.00	ng/mL	0.00
Target Compounds						
2) Carboxy-THC-TMS	8.896	371	8769	6.90	ng/mL	Qvalue 93

(#) = qualifier out of range (m) = manual integration (+) = signals summed




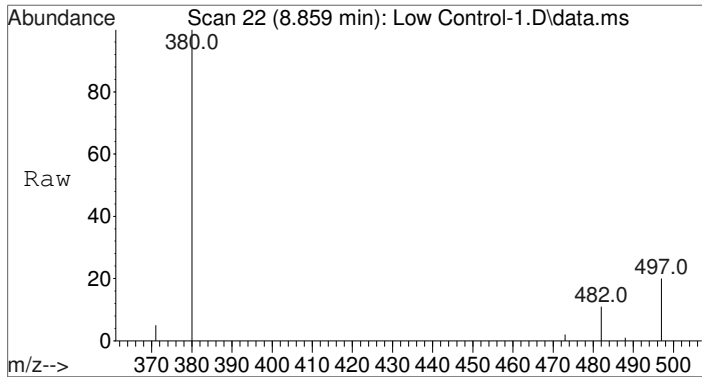
Quantitation Report (Not Reviewed)

Data Path : C:\gcms\1\data\Blood\030915MJ\  
Data File : Low Control-1.D  
Acq On : 9 Mar 2015 18:01  
Operator : Pocatello Laboratory  
Sample : Low Control: 6 ng/mL  
Misc : Analytical Method 3.10.1  
ALS Vial : 8 Sample Multiplier: 1



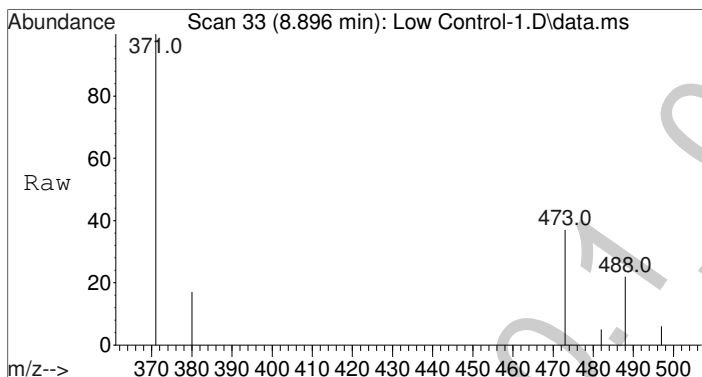
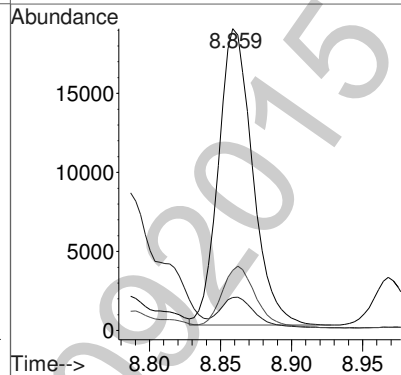
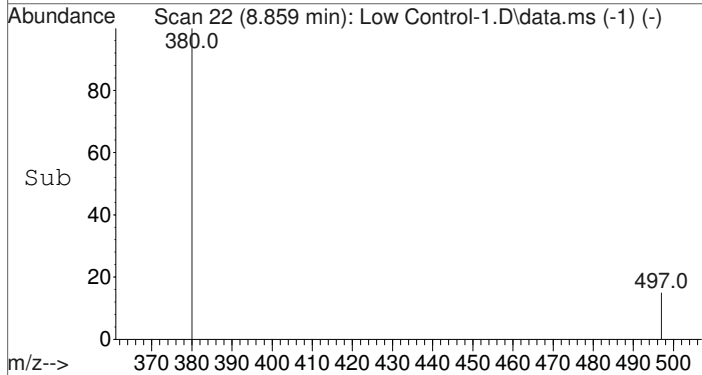
Quant Time: Mar 10 09:22:25 2015  
Quant Method : C:\gcms\1\methods\Cann11-10-2010.M  
Quant Title : Analytical Method 3.10.1: Blood Carboxy-THC  
QLast Update : Tue Mar 10 09:10:24 2015  
Response via : Initial Calibration





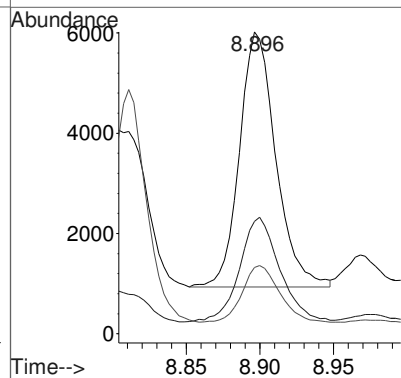
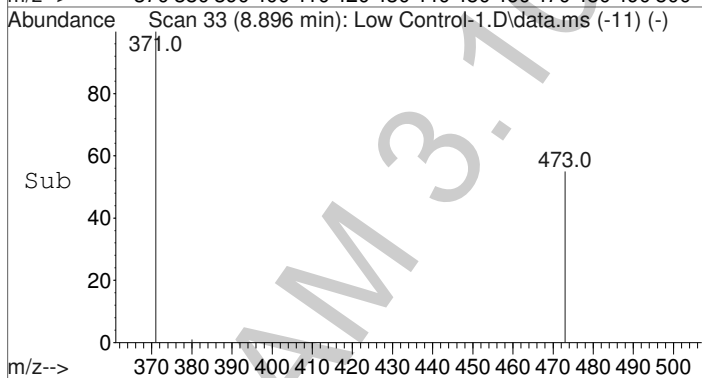
#1  
Carboxy-THC-D9-TMS  
Concen: 25.00 ng/mL  
RT: 8.859 min Scan# 22  
Delta R.T. -0.003 min  
Lab File: Low Control-1.D  
Acq: 9 Mar 2015 18:01

Tgt Ion	Ratio	Resp	Lower	Upper
380	100	31413		
482	10.3	8.3	12.5	
497	20.7	15.8	23.8	



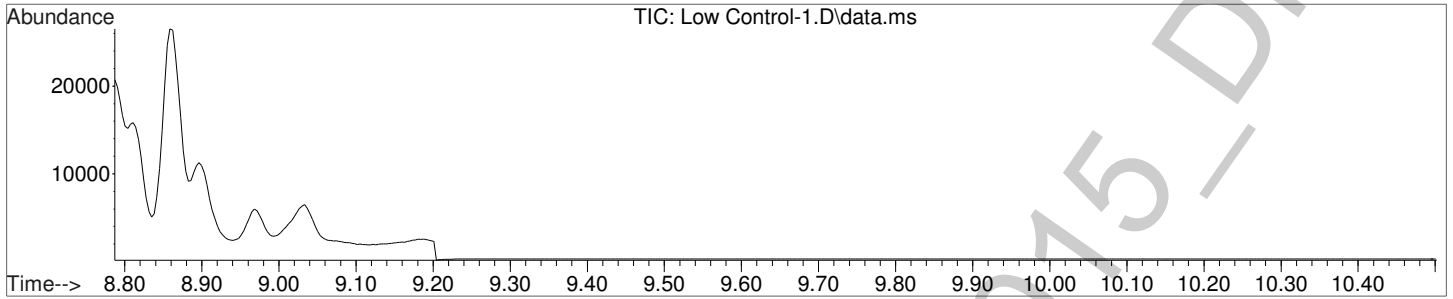
#2  
Carboxy-THC-TMS  
Concen: 6.90 ng/mL  
RT: 8.896 min Scan# 33  
Delta R.T. -0.004 min  
Lab File: Low Control-1.D  
Acq: 9 Mar 2015 18:01

Tgt Ion	Ratio	Resp	Lower	Upper
371	100	8769		
473	45.0	31.3	46.9	
488	22.4	17.5	26.3	



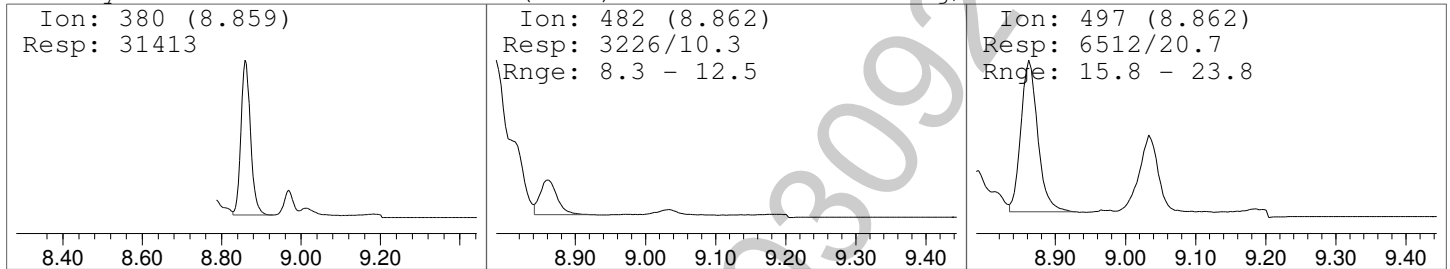


Data Path : C:\gcms\1\data\Blood\030915MJ\  
 Data File : Low Control-1.D  
 Acq On : 9 Mar 2015 18:01  
 Operator : Pocatello Laboratory  
 Sample : Low Control: 6 ng/mL  
 Misc : Analytical Method 3.10.1  
 ALS Vial : 8 Sample Multiplier: 1



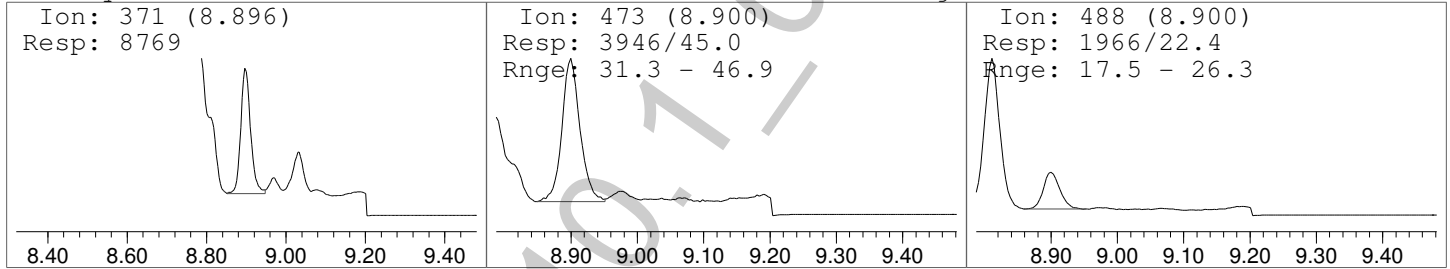
Carboxy-THC-D9-TMS

(ISTD) Amount: 25.00 ng/mL



Carboxy-THC-TMS

Amount: 6.90 ng/mL



Data Path : C:\gcms\1\data\Blood\030915MJ\  
 Data File : Low Control-2.D  
 Acq On : 9 Mar 2015 18:16  
 Operator : Pocatello Laboratory  
 Sample : Low Control: 6 ng/mL  
 Misc : Analytical Method 3.10.1  
 ALS Vial : 9 Sample Multiplier: 1

Quant Time: Mar 10 09:22:50 2015  
 Quant Method : C:\gcms\1\methods\Cann11-10-2010.M  
 Quant Title : Analytical Method 3.10.1: Blood Carboxy-THC  
 QLast Update : Tue Mar 10 09:10:24 2015  
 Response via : Initial Calibration

Compound	R.T.	QIon	Response	Conc	Units	Dev(Min)
Internal Standards						
1) Carboxy-THC-D9-TMS	8.859	380	29214	25.00	ng/mL	0.00
Target Compounds						
2) Carboxy-THC-TMS	8.900	371	8274	6.99	ng/mL	Qvalue 93


(#) = qualifier out of range (m) = manual integration (+) = signals summed

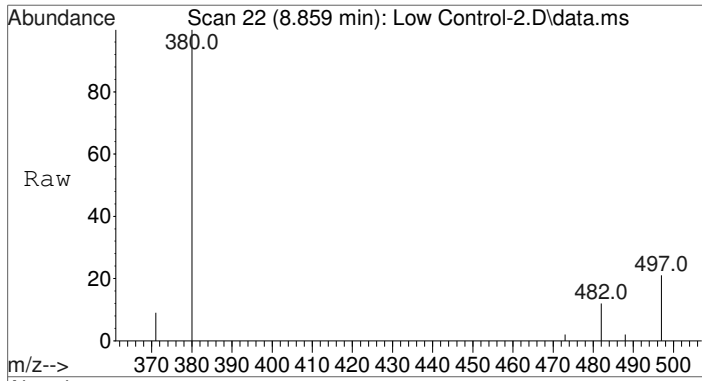


Quantitation Report (Not Reviewed)

Data Path : C:\gcms\1\data\Blood\030915MJ\  
Data File : Low Control-2.D  
Acq On : 9 Mar 2015 18:16  
Operator : Pocatello Laboratory  
Sample : Low Control: 6 ng/mL  
Misc : Analytical Method 3.10.1  
ALS Vial : 9 Sample Multiplier: 1

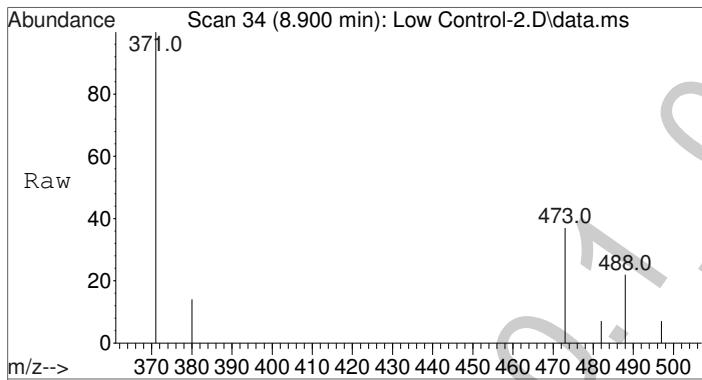
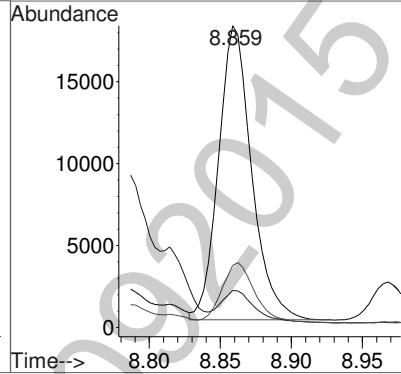
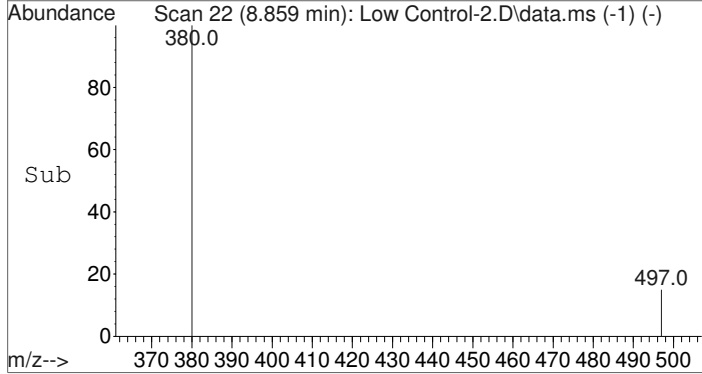
Quant Time: Mar 10 09:22:50 2015  
Quant Method : C:\gcms\1\methods\Cann11-10-2010.M  
Quant Title : Analytical Method 3.10.1: Blood Carboxy-THC  
QLast Update : Tue Mar 10 09:10:24 2015  
Response via : Initial Calibration





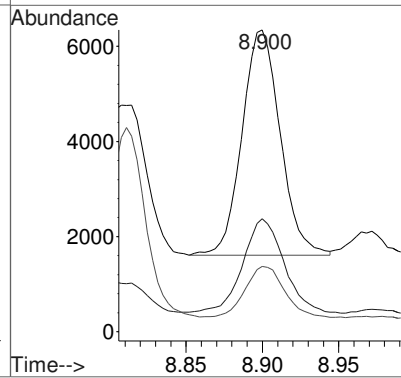
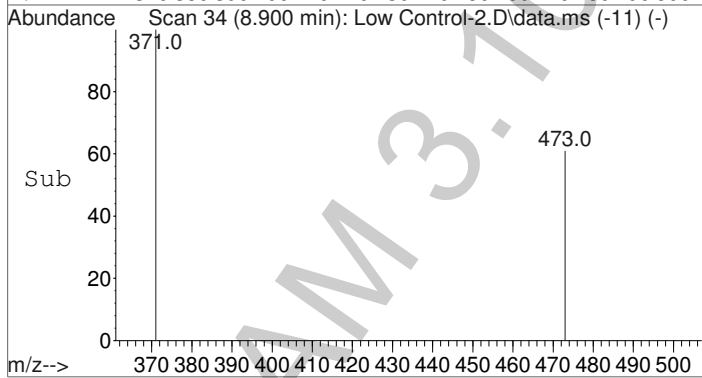
#1  
 Carboxy-THC-D9-TMS  
 Concen: 25.00 ng/mL  
 RT: 8.859 min Scan# 22  
 Delta R.T. -0.003 min  
 Lab File: Low Control-2.D  
 Acq: 9 Mar 2015 18:16

Tgt Ion	Ratio	Resp	Lower	Upper
380	100	29214		
482	11.3	8.3	12.5	
497	20.2	15.8	23.8	

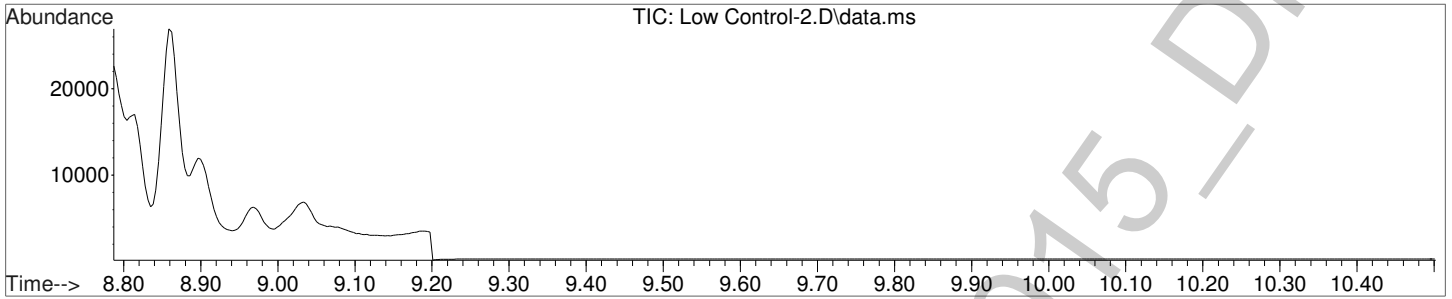


#2  
 Carboxy-THC-TMS  
 Concen: 6.99 ng/mL  
 RT: 8.900 min Scan# 34  
 Delta R.T. -0.000 min  
 Lab File: Low Control-2.D  
 Acq: 9 Mar 2015 18:16

Tgt Ion	Ratio	Resp	Lower	Upper
371	100	8274		
473	45.3	31.3	46.9	
488	23.0	17.5	26.3	

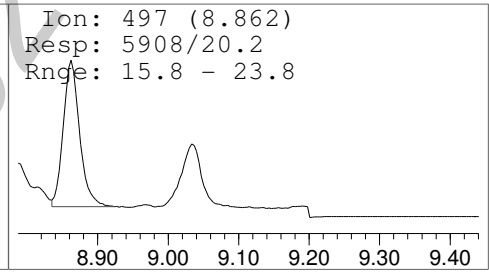
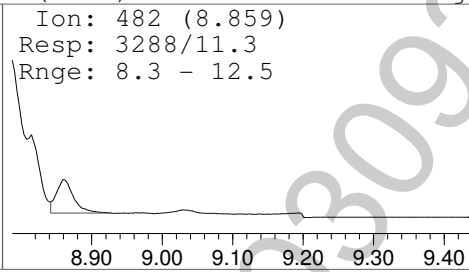
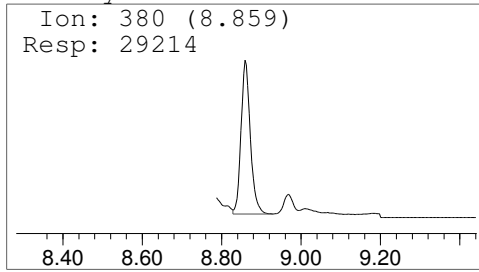


Data Path : C:\gcms\1\data\Blood\030915MJ\  
 Data File : Low Control-2.D  
 Acq On : 9 Mar 2015 18:16  
 Operator : Pocatello Laboratory  
 Sample : Low Control: 6 ng/mL  
 Misc : Analytical Method 3.10.1  
 ALS Vial : 9 Sample Multiplier: 1



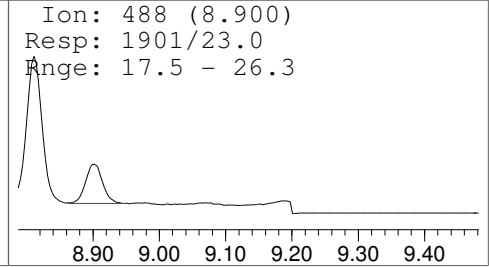
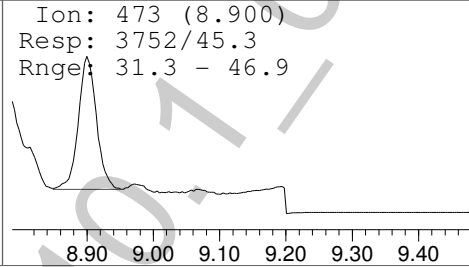
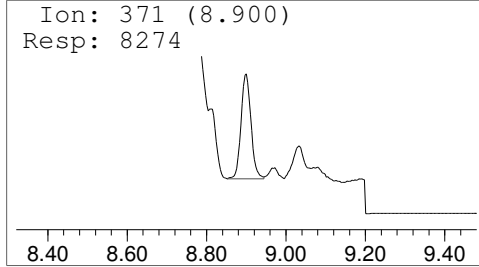
Carboxy-THC-D9-TMS

(ISTD) Amount: 25.00 ng/mL



Carboxy-THC-TMS

Amount: 6.99 ng/mL



Data Path : C:\gcms\1\data\Blood\030915MJ\  
 Data File : High Control-1.D  
 Acq On : 9 Mar 2015 18:30  
 Operator : Pocatello Laboratory  
 Sample : High Control: 60 ng/mL  
 Misc : Analytical Method 3.10.1  
 ALS Vial : 10 Sample Multiplier: 1

Quant Time: Mar 10 09:21:39 2015  
 Quant Method : C:\gcms\1\methods\Cann11-10-2010.M  
 Quant Title : Analytical Method 3.10.1: Blood Carboxy-THC  
 QLast Update : Tue Mar 10 09:10:24 2015  
 Response via : Initial Calibration

Compound	R.T.	QIon	Response	Conc	Units	Dev(Min)
Internal Standards						
1) Carboxy-THC-D9-TMS	8.859	380	26290	25.00	ng/mL	0.00
Target Compounds						
2) Carboxy-THC-TMS	8.900	371	77045	64.12	ng/mL	Qvalue 99


(#) = qualifier out of range (m) = manual integration (+) = signals summed

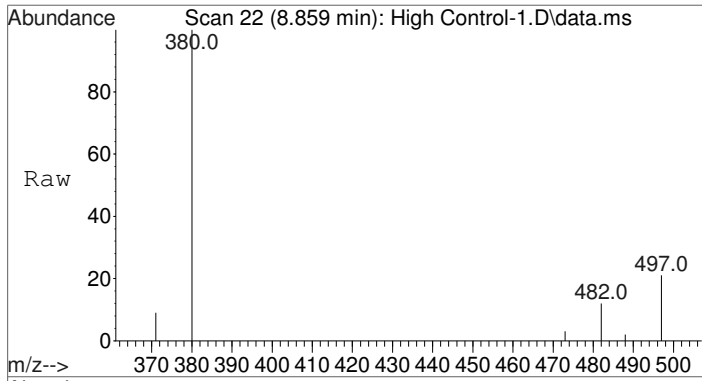


Data Path : C:\gcms\1\data\Blood\030915MJ\  
Data File : High Control-1.D  
Acq On : 9 Mar 2015 18:30  
Operator : Pocatello Laboratory  
Sample : High Control: 60 ng/mL  
Misc : Analytical Method 3.10.1  
ALS Vial : 10 Sample Multiplier: 1



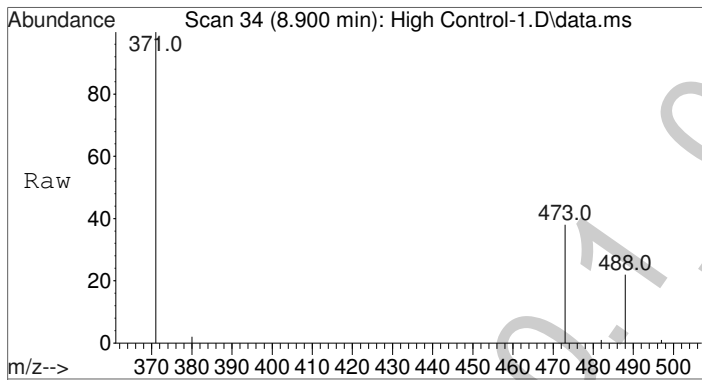
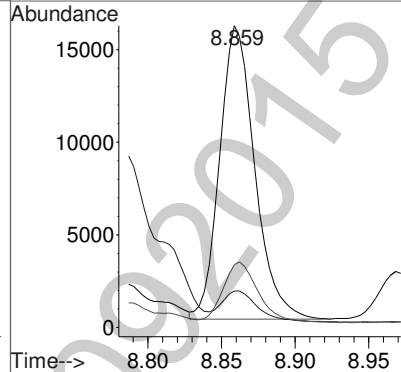
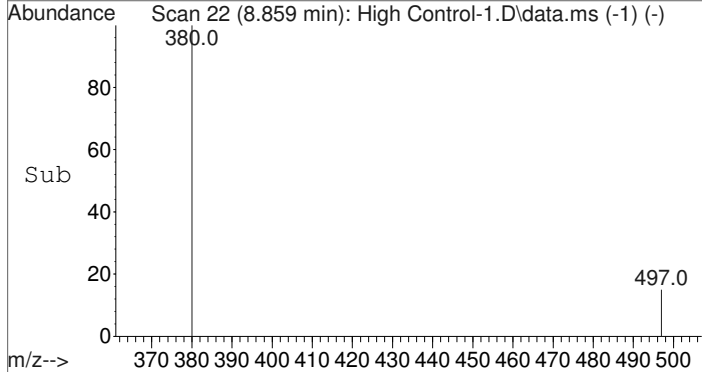
Quant Time: Mar 10 09:21:39 2015  
Quant Method : C:\gcms\1\methods\Cann11-10-2010.M  
Quant Title : Analytical Method 3.10.1: Blood Carboxy-THC  
QLast Update : Tue Mar 10 09:10:24 2015  
Response via : Initial Calibration





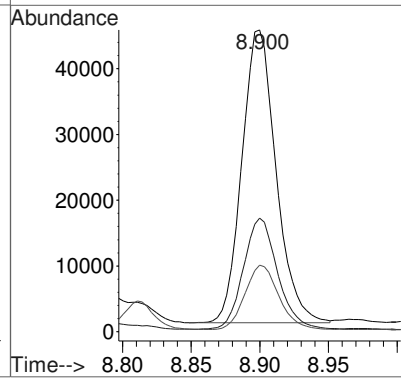
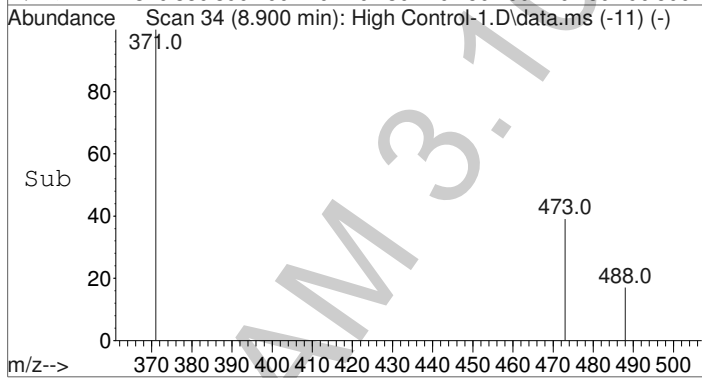
#1  
 Carboxy-THC-D9-TMS  
 Concen: 25.00 ng/mL  
 RT: 8.859 min Scan# 22  
 Delta R.T. -0.003 min  
 Lab File: High Control-1.D  
 Acq: 9 Mar 2015 18:30

Tgt Ion	Ratio	Resp	Lower	Upper
380	100	26290		
482	10.8	8.3	12.5	
497	20.5	15.8	23.8	



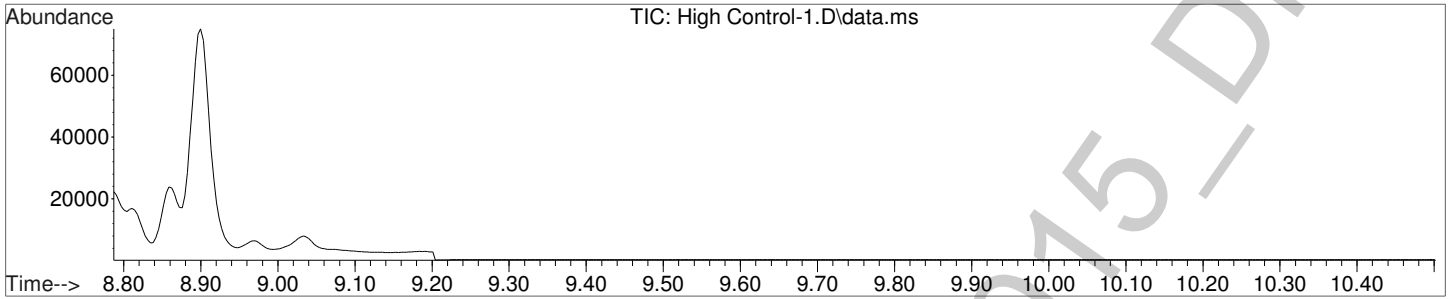
#2  
 Carboxy-THC-TMS  
 Concen: 64.12 ng/mL  
 RT: 8.900 min Scan# 34  
 Delta R.T. -0.000 min  
 Lab File: High Control-1.D  
 Acq: 9 Mar 2015 18:30

Tgt Ion	Ratio	Resp	Lower	Upper
371	100	77045		
473	37.8	31.3	46.9	
488	21.8	17.5	26.3	



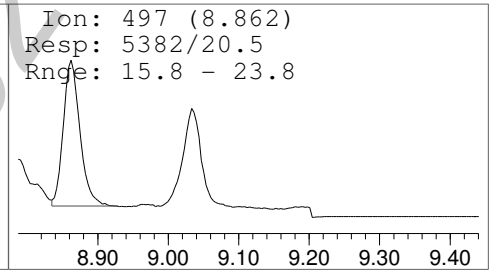
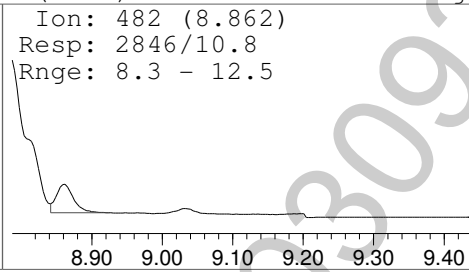
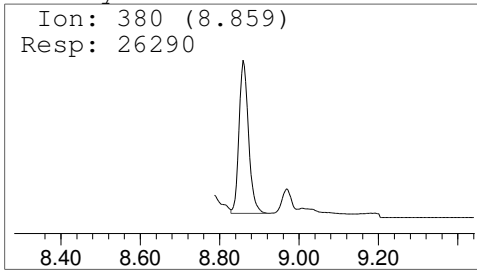


Data Path : C:\gcms\1\data\Blood\030915MJ\  
 Data File : High Control-1.D  
 Acq On : 9 Mar 2015 18:30  
 Operator : Pocatello Laboratory  
 Sample : High Control: 60 ng/mL  
 Misc : Analytical Method 3.10.1  
 ALS Vial : 10 Sample Multiplier: 1



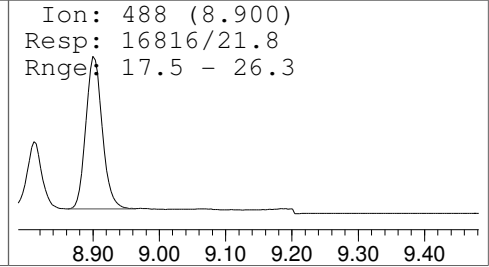
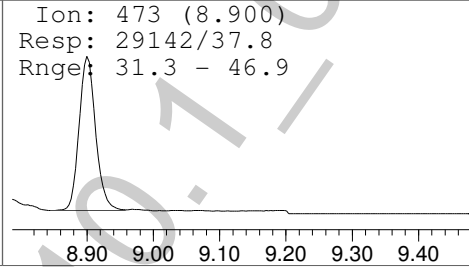
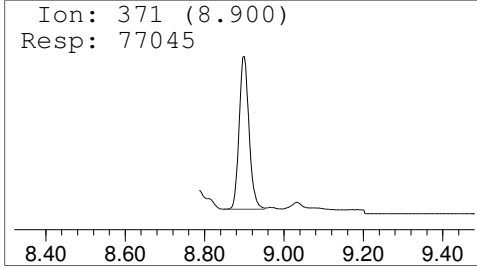
Carboxy-THC-D9-TMS

(ISTD) Amount: 25.00 ng/mL



Carboxy-THC-TMS

Amount: 64.12 ng/mL



Data Path : C:\gcms\1\data\Blood\030915MJ\  
 Data File : High Control-2.D  
 Acq On : 9 Mar 2015 18:45  
 Operator : Pocatello Laboratory  
 Sample : High Control: 60 ng/mL  
 Misc : Analytical Method 3.10.1  
 ALS Vial : 11 Sample Multiplier: 1

Quant Time: Mar 10 09:22:05 2015  
 Quant Method : C:\gcms\1\methods\Cann11-10-2010.M  
 Quant Title : Analytical Method 3.10.1: Blood Carboxy-THC  
 QLast Update : Tue Mar 10 09:10:24 2015  
 Response via : Initial Calibration

Compound	R.T.	QIon	Response	Conc	Units	Dev(Min)
Internal Standards						
1) Carboxy-THC-D9-TMS	8.862	380	26538	25.00	ng/mL	0.00
Target Compounds						
2) Carboxy-THC-TMS	8.900	371	74026	61.08	ng/mL	Qvalue 98


(#) = qualifier out of range (m) = manual integration (+) = signals summed

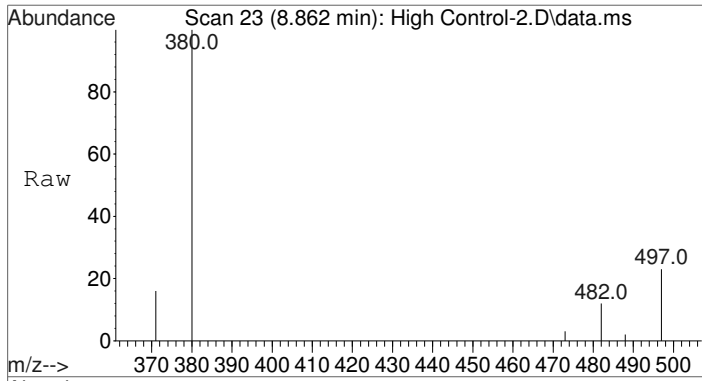


Quantitation Report (Not Reviewed)

Data Path : C:\gcms\1\data\Blood\030915MJ\  
Data File : High Control-2.D  
Acq On : 9 Mar 2015 18:45  
Operator : Pocatello Laboratory  
Sample : High Control: 60 ng/mL  
Misc : Analytical Method 3.10.1  
ALS Vial : 11 Sample Multiplier: 1

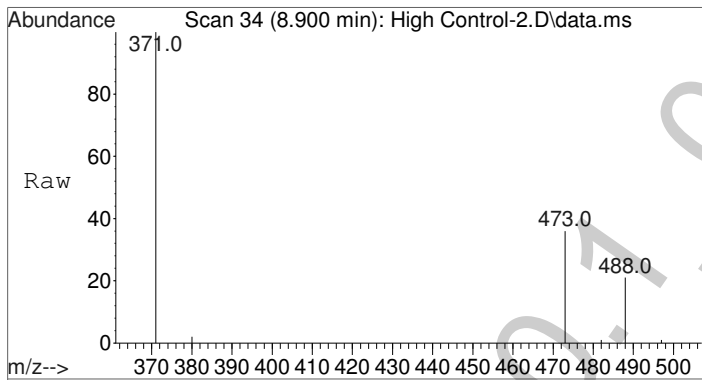
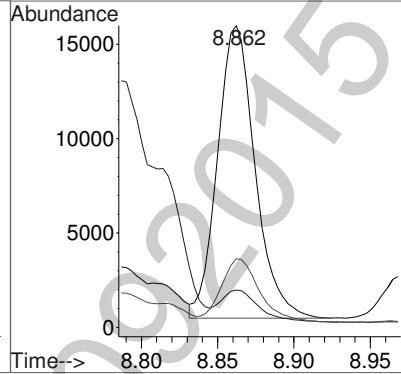
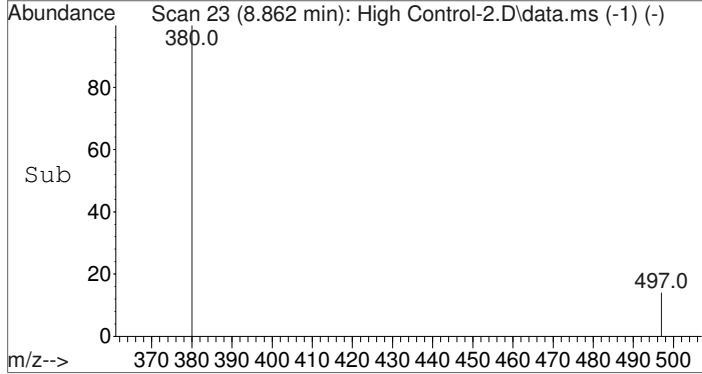
Quant Time: Mar 10 09:22:05 2015  
Quant Method : C:\gcms\1\methods\Cann11-10-2010.M  
Quant Title : Analytical Method 3.10.1: Blood Carboxy-THC  
QLast Update : Tue Mar 10 09:10:24 2015  
Response via : Initial Calibration





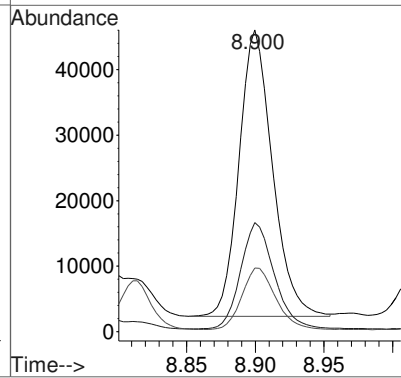
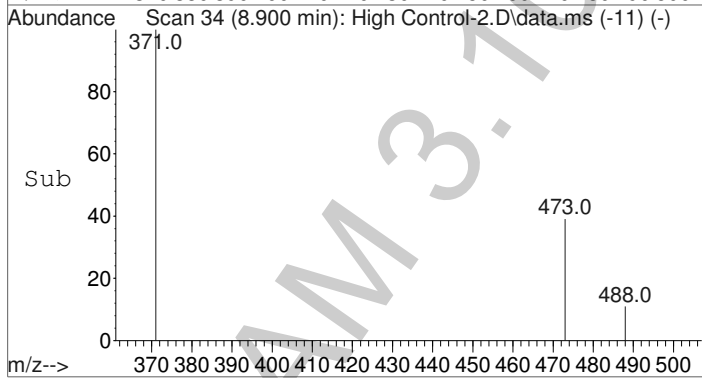
#1  
 Carboxy-THC-D9-TMS  
 Concen: 25.00 ng/mL  
 RT: 8.862 min Scan# 23  
 Delta R.T. 0.000 min  
 Lab File: High Control-2.D  
 Acq: 9 Mar 2015 18:45

Tgt Ion	Ratio	Resp	Lower	Upper
380	100	26538		
482	11.3	8.3	12.5	
497	21.8	15.8	23.8	

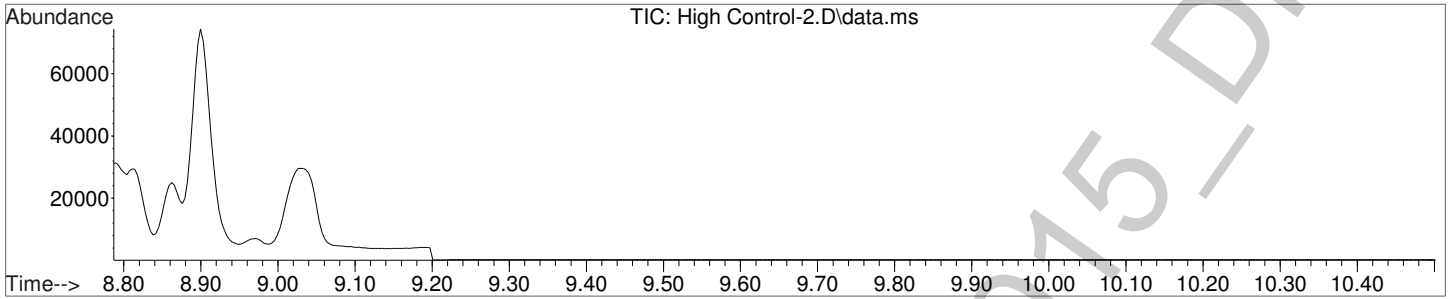


#2  
 Carboxy-THC-TMS  
 Concen: 61.08 ng/mL  
 RT: 8.900 min Scan# 34  
 Delta R.T. -0.000 min  
 Lab File: High Control-2.D  
 Acq: 9 Mar 2015 18:45

Tgt Ion	Ratio	Resp	Lower	Upper
371	100	74026		
473	37.1	31.3	46.9	
488	21.6	17.5	26.3	

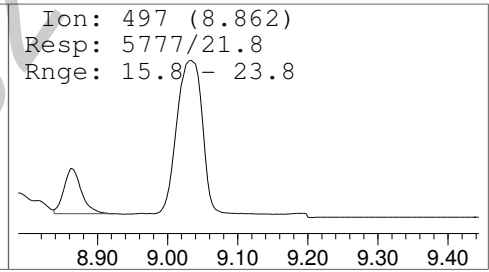
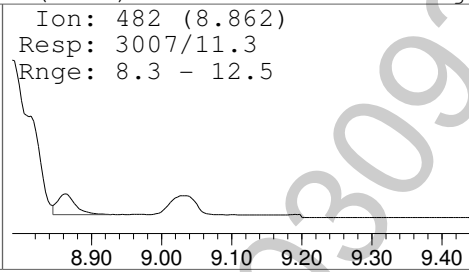
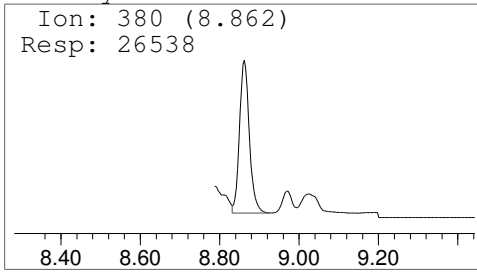


Data Path : C:\gcms\1\data\Blood\030915MJ\  
 Data File : High Control-2.D  
 Acq On : 9 Mar 2015 18:45  
 Operator : Pocatello Laboratory  
 Sample : High Control: 60 ng/mL  
 Misc : Analytical Method 3.10.1  
 ALS Vial : 11 Sample Multiplier: 1



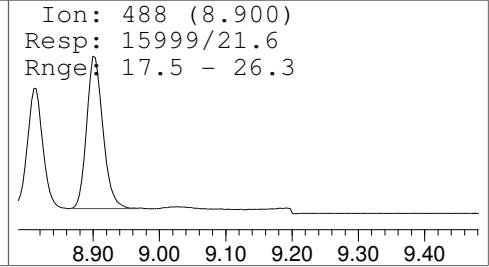
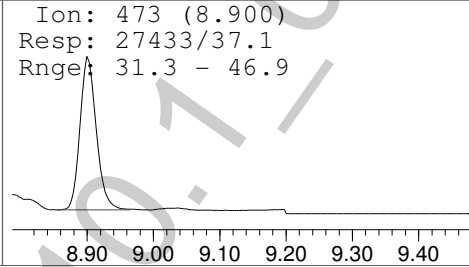
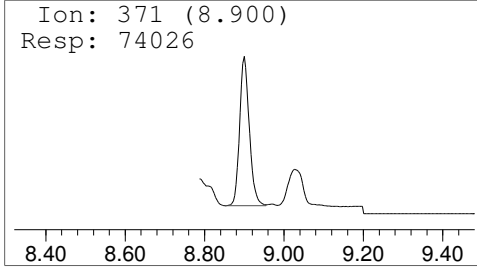
Carboxy-THC-D9-TMS

(ISTD) Amount: 25.00 ng/mL

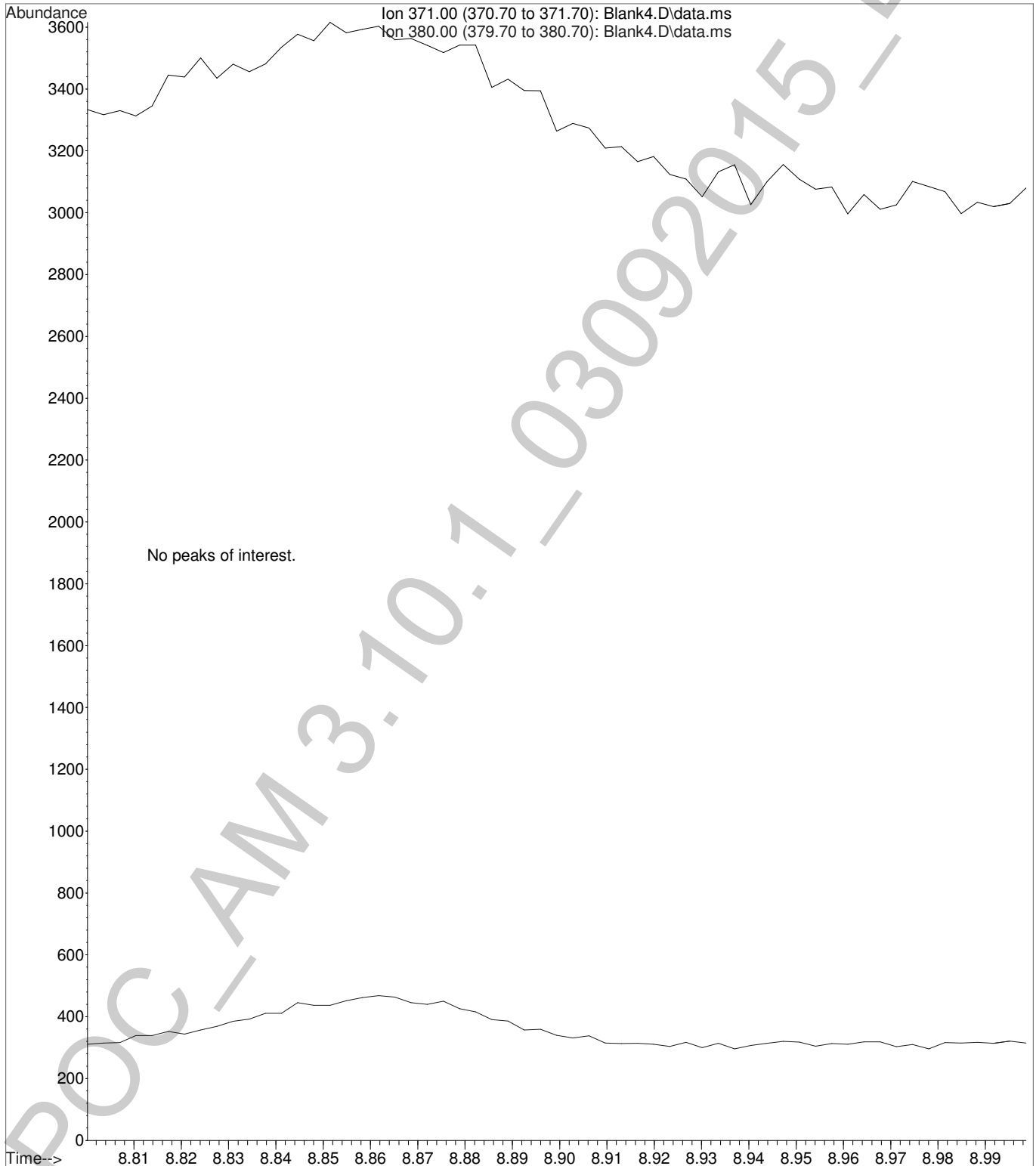


Carboxy-THC-TMS

Amount: 61.08 ng/mL



File :C:\gcms\1\data\Blood\030915MJ\Blank4.D  
Operator : Pocatello Laboratory  
Acquired : 9 Mar 2015 19:01 using AcqMethod CANN-11-10-2010.M  
Instrument : Bones  
Sample Name: Blank  
Misc Info : CHCl3  
Vial Number: 97



File :C:\gcms\1\data\Blood\030915MJ\Blank5.D  
Operator : Pocatello Laboratory  
Acquired : 10 Mar 2015 3:15 using AcqMethod CANN-11-10-2010.M  
Instrument : Bones  
Sample Name: Blank  
Misc Info : CHCl3  
Vial Number: 80

